PROPOSE CAR WASH & OFFICE SPACE FOR COURTESY CAR WASH,LLC 300-B REVISE CRUZ BAY CRUZ BAY QUARTER ST. JOHN U.S.V.I.

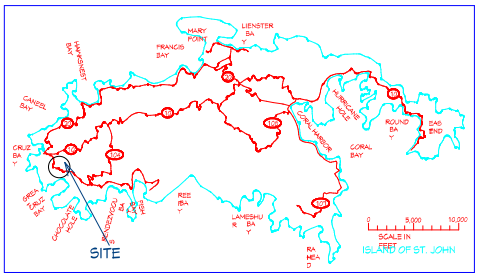

ISLAND MAP

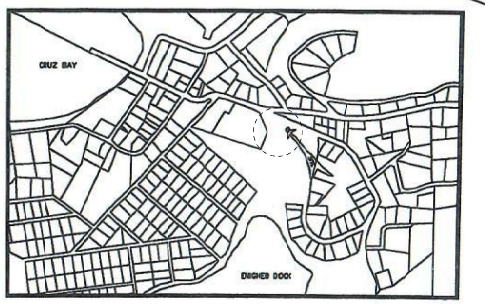

LOCATION MAP

N.T.S.

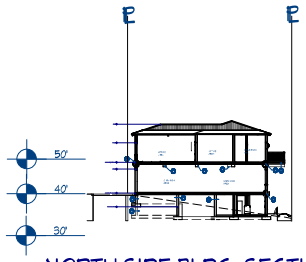

NORTH SIDE BLDG. SECTION

SCALE: 1"=20'

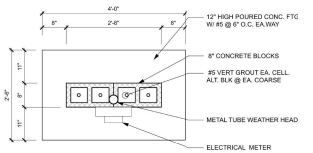

ELECTRICAL METER MONUMENT - PLAN

Scale: 3/4" = 1'-0"

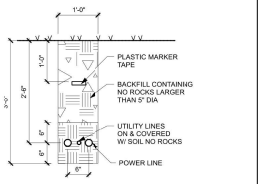

UTILITY TRENCH DETAIL

Scale: 3/4" = 1'-0"

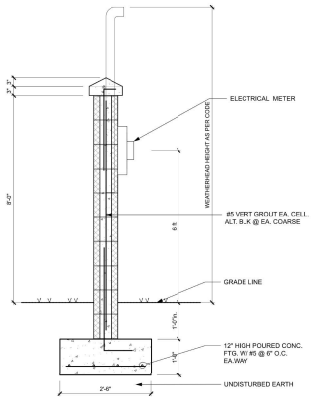

ELECTRICAL METER MONUMENT - SECTION

Scale: 3/4" = 1'-0"

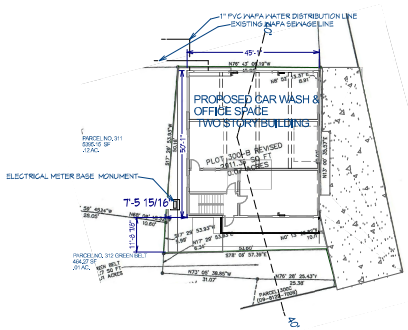

SITE PLAN

SCALE: 1"=20'

N

SUMMARY OF PROPOSED ACTIVITY

a. DISCUSS PURPOSE OF PROJECT
THE APPLICANT PROPOSES TO PROVIDE A PLACE FOR A CAR WASH & OFFICE SPACE.
b. DISCUSS THE PRESENCE AND LOCATION OF CRITICAL AREA(S) AND POSSIBLE TROUBLE SPOT(S)
THE PROJECT IS LOCATED ON AN INCLINE WHICH INCLUDES STEEP SLOPES AND HILLSIDE AREAS.
c. DISCUSS PROPOSED METHOD OF LAND CLEARING
SITE IS PARTIALLY CLEARED AND LANDSCAPED, ONLY AREAS DESIGNATED FOR BUILDING SHALL FIRST BE HAND CLEARED
BEFORE EXCAVATION USING LIGHT MACHINERY. AREAS TO BE USED FOR FURTHER LANDSCAPING SHALL BE HAND CLEARED.
d. DISCUSS PROVISIONS TO PRESERVE TOPSOIL AND LIMIT SITE DISTURBANCE
THERE SHALL BE NO UNNECESSARY DISTURBANCE OF THE SOIL. ALL TOPSOIL SHALL BE STOCK PILED FOR FUTURE USE.
REMOVE ONLY REQUIRED MINIMUM VEGETATION NECESSARY FOR THE BUILDING STRUCTURES ALL VEGETATION WHICH HAS
BEEN REMOVED AS REQUIRED FOR LAND CLEARING SHALL BE REPLACED WITH GRASS GROUND COVER AND/OR SHRUB
PLANTINGS.
ALL MAJOR TREES ON SITE SHALL BE MAINTAINED AND PROTECTED. ANY MAJOR TREES OVER 4 INCHES CALIPER THAT ARE
REMOVED SHALL BE REPLACED ELSEWHERE ON SITE OR BE REPLACED WITH TREES OF SIMILAR SPECIES.
e. DISCUSS EROSION AND SEDIMENTATION CONTROL DEVICES TO BE IMPLEMENTED
PROVIDE EARTH EROSION AND STABILIZATION CONTROLS, SUCH AS PLANTINGS AND BERMS, AND MAINTAIN THEM DURING AND
AFTER COMPLETION OF CONSTRUCTION. PLACE BERMS AND SILT FENCE ACROSS THE ENTIRE LENGTH OF AREA OF SITE
DISTURBANCE ALONG LOWEST CONTOUR AS PRACTICAL.
f. SHOW SCHEDULE FOR CONSTRUCTION ACTIVITIES AND IMPLEMENTATION OF EROSION/ SEDIMENT CONTROL MEASURES
1. OBTAIN CZM & BUILDING PERMIT
2. START HAND CLEARING OF AREAS DESIGNATED FOR CONSTRUCTION OF STRUCTURES & DRIVEWAY
3. IMPLEMENT SILTATION BERMS AND SILT FENCES
4. START AND TEMPORARY FINISH CONSTRUCTION OF DRIVEWAY
5. START AND FINISH CONSTRUCTION OF PRINCIPLE STRUCTURES
6. FINISH CONSTRUCTION OF CONCRETE DRIVEWAY
7. DISCUSS THE MAINTENANCE OF EROSION AND SEDIMENT AND CONTROL MEASURES
BERMS AND SILT FENCES WILL BE CHECKED AND MAINTAINED ON A REGULAR SCHEDULE, ANY LOOSE LINKS TO BE REPAIRED
h. DISCUSS METHOD OF STORMWATER MANAGEMENT
WATER RUNOFF WILL BE DIVERTED AROUND THE HOUSE ON EITHER SIDE BY SWALES CUT IN THE NEW TOPOGRAPHY, AS THE
NEW TOPOGRAPHY MEETS THE ORIGINAL, THE STORMWATER RUNOFF WILL MEET EXISTING CONDITIONS AND EXIT THE SITE IN
THE SAME MANNER AS BEFORE CONSTRUCTION.
i. DISCUSS MAINTENANCE SCHEDULE OF STORMWATER FACILITIES
NOT APPLICABLE: THERE WILL BE NO STORMWATER FACILITIES BUILT, THUS NONE TO MAINTAIN. NO MAINTENANCE.
J. DISCUSS METHOD OF SEWAGE DISPOSAL
THIS BUILDING WILL BE CONNECTED THE LOCAL WAPA SEPTIC LINE.

INDEX OF DRAWINGS

A-1 SITE PLAN, LOCATION MAP & NOTES
S-1 FOUNDATION PLAN
A-2 PROPOSED FIRST LEVEL FLOOR PLAN
A-2.1 PROPOSED SECOND LEVEL FLOOR PLAN
A-3 NORTH & SOUTH ELEVATION
A-3.1 EAST & WEST ELEVATION
S-2 NORTH SIDE BLDG. SECTION
S-3 FIRST & SECOND LEVEL STRUCTURAL PLAN
S-4 ROOF FRAMING PLAN
E-1 STRORAGE & FIRST LEVEL ELECTRICAL PLAN & SCHEDULES
E-2 SECOND LEVEL ELECTRICAL PLAN & SCHEDULES
P-1 FIRST & SECOND LEVEL PLUMBING PLAN & NOTES
D-1 FOUNDATION DETAILS
D-2 STRUCTURAL DETAILS

GENERAL NOTES

1.0 Soil survey, V.I. soil type FsE
2.0 Owner to scrape, gravel and pave parking area.
3.0 Construction area disturbed to be grassed (guinea grass) on slopes within three (3) months of occupancy.
4.0 Two ton (2) bearing soil. 95% Compaction
5.0 Low maintenance ground cover i.e Wedelia, goatsfoot and ground orchid shall be substituted for grass where appropiate.
6.0 For survey verification, see Public Work Department file NO.D9-9275-T017
7.0 Proposed Property in zoning area specified as P
8.0 Site area is approximately 2911.36 square feet or .07 AC
9.0 THE PROPERTY ID NUMBER 308101131200
10.0 MAXIMUM ALLOWABLE LOT COVERAGE 2.911 SF
11.0 WAPA CONNECTION
12. PROPOSED STORAGE LEVEL FLOOR AREA 779 SF
13. PROPOSED FIRST LEVEL FLOOR AREA 2,236 SF
14. PROPOSED SECOND LEVEL FLOOR AREA 1,340 SF
15. PROPOSED BALCONY FOR ALL FLOORS 882 SF
16. PROPOSED TOTAL OF ALL FLOORS & BALCONY 5,237 SF
WAPA SEWAGE CONNECTION

REGISTERED ENGINEER
WAYNE D. CALLWOOD
LICENSE NO 485E
U.S. VIRGIN ISLANDS

REVISION TABLE			
NUMBER	DATE	REVISED BY	DESCRIPTION

PROPOSE CAR WASH & OFFICE SPACE FOR COURTESY CAR WASH LLC 300-B REVISE CRUZ BAY CRUZ BAY QUARTER ST. JOHN U.S.V.I.

SITE PLAN, ISLAND MAP & LOCATION MAP

DRAWINGS PROVIDED BY:

DATE: 1/17/2025

SCALE:

SHEET: A-1

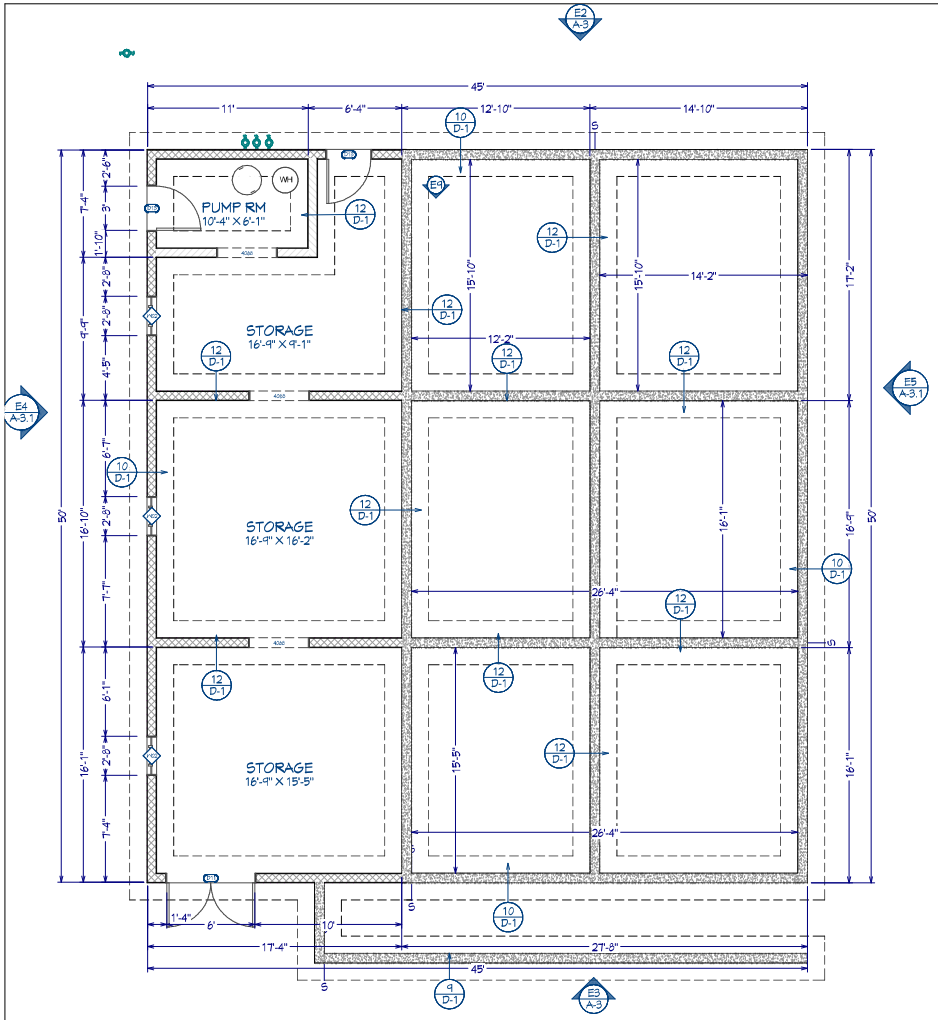

FOUNDATION LEVEL FLOOR PLAN

SCALE: 1/4"=1'

ROOM FINISH SCHEDULE						
ROOM NAME	AREA, INTERIOR (SQ FT)	CEILING HEIGHT	WALL MATERIAL	FLOOR FINISH	DIMENSIONS	FLOOR
PUMP RM	62	84"	TEXTURED PLASTER WHITE		10'-4" X 6'-1"	0
STORAGE	140	84"	CONCRETE, TEXTURED PLASTER WHITE		16'-9" X 9'-1"	0
STORAGE	251	84"	CONCRETE, TEXTURED PLASTER WHITE		16'-9" X 15'-5"	0
STORAGE	270	84"	CONCRETE, TEXTURED PLASTER WHITE		16'-9" X 16'-2"	0
UNSPECIFIED	142	24"	CONCRETE		12'-2" X 15'-10"	0
UNSPECIFIED	213	24"	CONCRETE		13'-6" X 15'-10"	0
UNSPECIFIED	209	24"	CONCRETE		13'-6" X 15'-5"	0
UNSPECIFIED	219	24"	CONCRETE		13'-6" X 16'-2"	0
UNSPECIFIED	187	24"	CONCRETE		12'-2" X 15'-5"	0
UNSPECIFIED	197	24"	CONCRETE		12'-2" X 16'-2"	0
TOTALS:	1994					

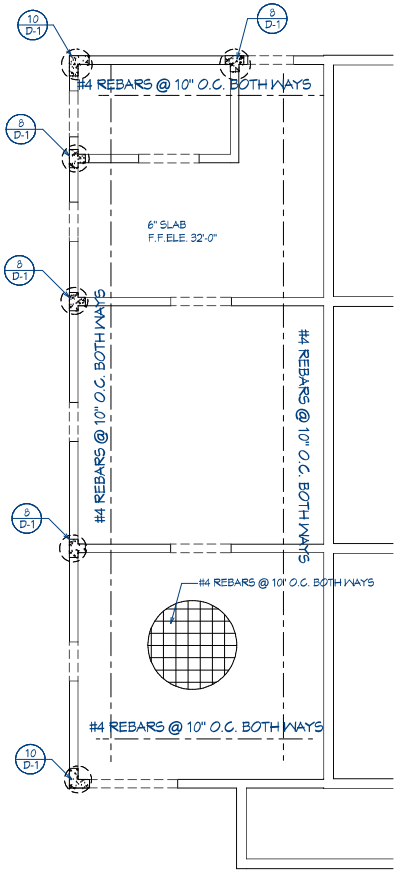

STORAGE LEVEL STRUCTURAL PLAN

SCALE: 1/4"=1'

REGISTERED ENGINEER
WAYNE D. CALLAGHAN
LICENSE NO 485E
U.S. VIRGIN ISLANDS

REVISION TABLE

NUMBER	DATE	REVISED BY	DESCRIPTION

PROPOSE CAR WASH & OFFICE SPACE FOR
COURTESY CAR WASH LLC
300 B REVISE CRUZ BAY
CRUZ BAY QUARTER
ST. JOHN U.S.V.I.

FOUNDATION & STORAGE LEVEL STRUCTURAL PLAN

DRAWINGS PROVIDED BY:

DATE:
1/17/2025

SCALE:

SHEET:
A-2

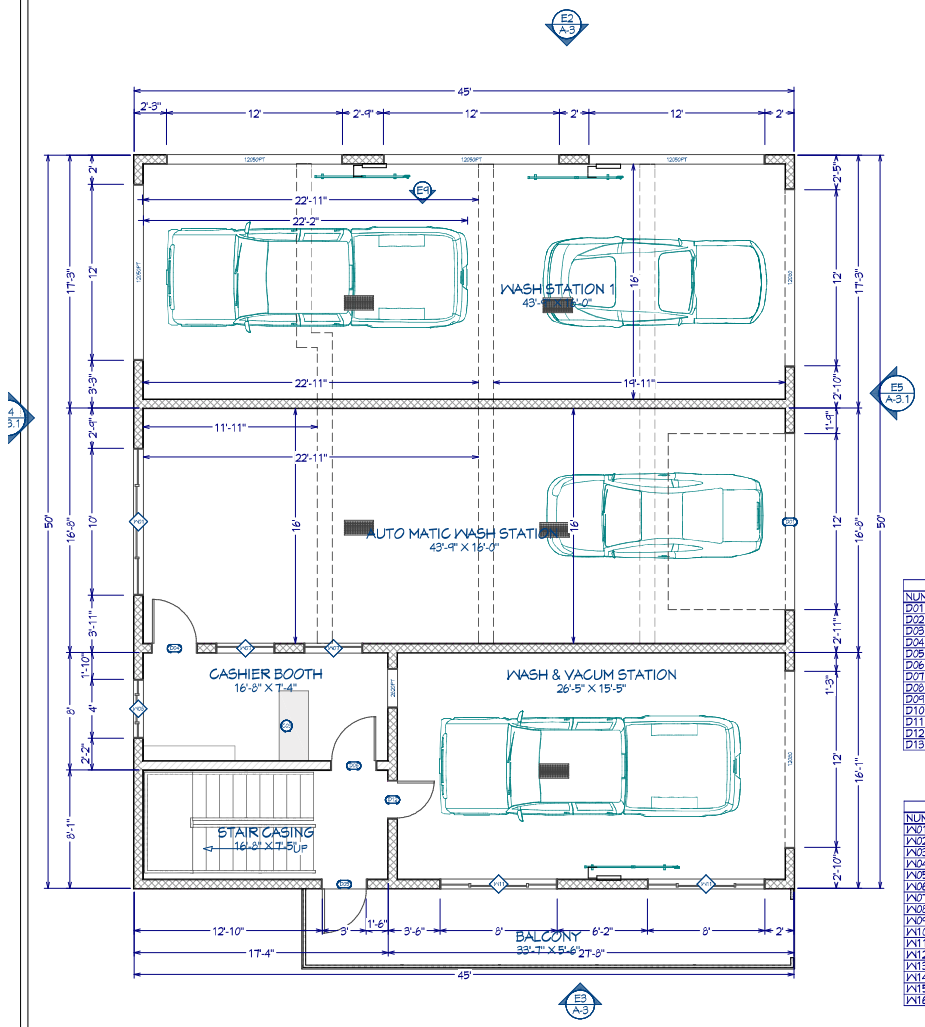

LIVING AREA
2250 SQ FT

FIRST LEVEL FLOOR PLAN

SCALE: 1/4"=1'

WALL SCHEDULE	
2D SYMBOL	WALL TYPE
	8" CONCRETE STEM WALL
	DECK RAILING/FENCE-6
	EXTERIOR 8" BLOCK WALL
	INTERIOR 6" BLOCK WALL
	INTERIOR 6" BLOCK WALL-7
	INTERIOR RAILING

FIRST LEVEL ROOM FINISH SCHEDULE						
ROOM NAME	AREA, INTERIOR (SQ FT)	CEILING HEIGHT	WALL MATERIAL	FLOOR FINISH	NUMBER	QTY
CASHIER BOOTH	122	120"	TEXTURED PLASTER WHITE	BEIGE TILE	R01	1
STAIR CASING	124	120", 126"	TEXTURED PLASTER WHITE	BEIGE TILE	R02	1
WASH & VACUM STATION	401	120"	TEXTURED PLASTER WHITE	BEIGE TILE	R03	1
WASH STATION 1	700	120"	TEXTURED PLASTER WHITE	BEIGE TILE	R04	1
AUTO MATIC WASH STATION	700	119 7/8", 120"	TEXTURED PLASTER WHITE	BEIGE TILE	R05	1
BALCONY	183	N/A	TEXTURED PLASTER WHITE	BEIGE TILE	R06	1
TOTALS:	2236					

DOOR SCHEDULE												
NUMBER	LABEL	QTY	FLOOR	SIZE	R/O	DESCRIPTION	HEADER	SLIDING HANGER	THICKNESS	TYPE	WIDTH	HEIGHT
D01	12080	1	1	12080	146"X99"	GARAGE-GARAGE DOOR CHD05	2X12X152" (2)		1 3/4"	GARAGE	144 "	96 "
D02	2668	4	2	2668 L IN	32"X82 1/2"	HINGED-DOOR P04	2X6X35" (2)		1 3/8"	HINGED	30 "	80 "
D03	2668	3	2	2668 R IN	32"X82 1/2"	HINGED-DOOR P04	2X6X35" (2)		1 3/8"	HINGED	30 "	80 "
D04	3068	1	1	3068 L IN	38"X82 1/2"	HINGED-DOOR P04	2X6X41" (2)		1 3/8"	HINGED	36 "	80 "
D05	3068	1	1	3068 R EX	38"X83"	EXT. HINGED-DOOR E21	2X6X41" (2)		1 3/4"	HINGED	36 "	80 "
D06	3068	1	1	3068 R IN	38"X82 1/2"	HINGED-DOOR P04	2X6X41" (2)		1 3/8"	HINGED	36 "	80 "
D07	3068	1	2	3068 L	73 1/4"X82 1/2"	POCKET-DOOR P04	2X6X76 1/4" (2)		1 3/8"	POCKET	36 "	80 "
D08	3068	1	2	3068 R EX	38"X83"	EXT. HINGED-GLASS PANEL	2X6X41" (2)		1 3/4"	HINGED	36 "	80 "
D09	6068	2	2	6068 L/R EX	74"X83"	EXT. DOUBLE HINGED-GLASS PANEL	2X10X77" (2)		1 3/4"	DOUBLE HINGED	72 "	80 "
D10	3068	2	2	3068 L EX	38"X83"	EXT. HINGED-DOOR E21	2X6X41" (2)		1 3/4"	HINGED	36 "	80 "
D11	6068	1	0	6068 L/R EX	74"X83"	EXT. DOUBLE HINGED-DOOR E21	2X10X74" (2)		1 3/4"	DOUBLE HINGED	72 "	80 "
D12	2668	1	1	2668 L IN	32"X82 1/2"	HINGED-DOOR P04	2X6X35" (2)		1 3/8"	HINGED	30 "	80 "
D13	3068	2	0	3068 R EX	38"X83"	EXT. HINGED-DOOR E21	2X6X38" (2)		1 3/4"	HINGED	36 "	80 "

WINDOW SCHEDULE														
NUMBER	LABEL	QTY	FLOOR	SIZE	R/O	EGRESS	DESCRIPTION	HEADER	EGRESS	HEIGHT	QTY	ROOM NAME	SIZE	WIDTH
W01	10026TS	1	1	10026TS	121"X31"		TRIPLE SLIDING	2X12X134" (2)		30 "	1	AUTO MATIC WASH STATION	10026TS	120 "
W02	2840TS	3	0	2840TS	33"X49"		TRIPLE SLIDING	2X6X36" (2)		48 "	3	STORAGE	2840TS	32 "
W03	2840FX	2	2	2840FX	33"X49"		FIXED GLASS	2X6X36" (2)		48 "	2	OFFICE 1/SITTING	2840FX	32 "
W04	2840TS	2	2	2840TS	33"X49"		TRIPLE SLIDING	2X6X36" (2)		48 "	2	OFFICE 1/BALCONY	2840TS	32 "
W05	3040TS	1	2	3040TS	37"X49"		TRIPLE SLIDING	2X6X40" (2)		48 "	1	KITCHEN	3040TS	36 "
W06	4020TS	1	2	4020TS	47"X25"		TRIPLE SLIDING	2X8X52" (2)		24 "	1	1/2 BATH/BALCONY	4020TS	48 "
W07	4040FX	2	1	4040FX	47"X49"		FIXED GLASS	2X8X52" (2)		48 "	2	CASHIER BOOTH/AUTO MATIC WASH STATION	4040FX	48 "
W08	4040TS	1	1	4040TS	47"X49"		TRIPLE SLIDING	2X8X52" (2)		48 "	1	CASHIER BOOTH	4040TS	48 "
W09	6026TS	1	2	6026TS	73"X31"		TRIPLE SLIDING	2X10X76" (2)		30 "	1	ENTRY	6026TS	72 "
W10	6040TS	1	2	6040TS	73"X49"		TRIPLE SLIDING	2X10X76" (2)		48 "	1	OFFICE 2	6040TS	72 "
W11	8026TS	2	1	8026TS	97"X31"		TRIPLE SLIDING	2X12X100" (2)		30 "	2	WASH & VACUM STATION/BALCONY	8026TS	96 "
W12	2620TS	1	2	2620TS	31"X25"		TRIPLE SLIDING	2X6X34" (2)		24 "	1	1/2 BATH	2620TS	30 "
W13	2840TS	2	2	2840TS	33"X49"		TRIPLE SLIDING	2X6X36" (2)		48 "	2	SITTING/BALCONY	2840TS	32 "
W14	6026TS	1	2	6026TS	73"X31"		TRIPLE SLIDING	2X10X76" (2)		30 "	1	HALL/BALCONY	6026TS	72 "
W15	6026TS	1	2	6026TS	73"X31"		TRIPLE SLIDING	2X10X76" (2)		30 "	1	OFFICE 3/BALCONY	6026TS	72 "
W16	6040TS	4	2	6040TS	73"X49"		TRIPLE SLIDING	2X10X76" (2)		48 "	4	OFFICE 3	6040TS	72 "

FIXTURE SCHEDULE							
NUMBER	LABEL	QTY	FLOOR	WIDTH	DEPTH	HEIGHT	DESCRIPTION
A01	APARTMENT GAS RANGE	1	2	24 "	28 1/16 "	34 1/8 "	APARTMENT GAS RANGE
A02	CORNER SINK	1	2	46 5/16 "	25 5/16 "	14 15/16 "	CORNER SINK
A03	ELONGATED BACK DRAIN TOILET	2	2	30 "	36 "	31 "	ELONGATED BACK DRAIN TOILET
A04	OVAL SINK	2	2	20 13/16 "	17 9/16 "	10 1/4 "	OVAL SINK
A05	URINAL (WALL)	1	2	16 1/2 "	13 15/16 "	39 1/8 "	URINAL (WALL)
A06	DW	1	2	24 "	23 3/4 "	30 "	DISHWASHER 1
A07	RS6"	1	2	36 "	28 "	69 1/16 "	BOTTOM MOUNT REFRIGERATOR 1
A08	PRESSURE TANK	1	0	24 1/8 "	24 1/8 "	41 "	PRESSURE TANK
A09	MEDIUM ELECTRIC WATER HEATER	1	0	23 "	21 "	58 "	MEDIUM ELECTRIC WATER HEATER
A10	LINEAR STRIP DRAIN 1	1	1	24 "	12 "	1/2 "	LINEAR STRIP DRAIN 1
A11	LINEAR STRIP DRAIN 1	4	1	24 "	12 "	3 "	LINEAR STRIP DRAIN 1

REGISTERED ENGINEER
WARNER CALLWOOD
LICENSE NO 485E
U.S. VIRGIN ISLANDS

REVISION TABLE			
NUMBER	DATE	REVISED BY	DESCRIPTION

PROPOSE CAR WASH & OFFICE SPACE FOR
COURTESY CAR WASH LLC
300-B REVISE CRUZ BAY
CRUZ BAY QUARTER
ST. JOHN U.S.V.I.

PROPOSED FIRST LEVEL FLOOR PLAN

DRAWINGS PROVIDED BY:

DATE:
1/17/2025

SCALE:

SHEET:
A-2

FEMALE BATH RM ELEVATION

SCALE: 1/4"=1'

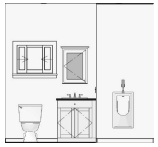

MALE BATH RM. ELEVATION

SCALE: 1/4"=1'

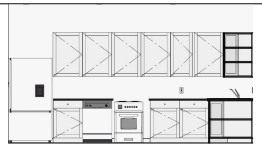

KITCHEN ELEVATION

SCALE: 1/4"=1'

CABINET SCHEDULE

NUMBER	LABEL	QTY	FLOOR	WIDTH	DEPTH	HEIGHT	DESCRIPTION	CODE	MANUFACTURER	COMMENTS
C01	B15R	1	2	15"	24"	36"	BASE CABINET			
C02	B24R	3	2	24"	24"	36"	BASE CABINET			
C03	B51	1	1	57"	24"	36"	BASE CABINET			
C04	DCB36R	2	2	36"	36"	36"	CORNER BASE CABINET			
C05	DCW2436R	2	2	24"	24"	36"	CORNER WALL CABINET			
C06	SB26	2	2	26 1/16"	24"	36"	BASE CABINET			
C07	W1836R	1	2	18"	12"	36"	WALL CABINET			
C08	W2030BL	2	2	20"	6"	30"	WALL CABINET			
C09	W2436R	5	2	24"	12"	36"	WALL CABINET			

SECOND LEVEL ROOM FINISH SCHEDULE

ROOM NAME	AREA, INTERIOR (SQ FT)	CEILING HEIGHT	WALL MATERIAL	FLOOR FINISH	QTY	ROOM TYPE	NUMBER	ROOM NAME	FLOOR ELEVATION	DIMENSIONS
BALCONY	684	N/A	TEXTURED PLASTER WHITE	BEIGE TILE	1	BALCONY	R01	BALCONY	126"	20'-10" X 32'-11"
HALL	42	114"	TEXTURED PLASTER WHITE	BEIGE TILE	1	HALL	R02	HALL	126"	5'-9" X 7'-4"
KITCHEN	122	114"	TEXTURED PLASTER WHITE	BEIGE TILE	1	KITCHEN	R03	KITCHEN	126"	16'-8" X 7'-4"
OFFICE 1	191	114"	TEXTURED PLASTER WHITE	BEIGE TILE	1	OFFICE	R04	OFFICE 1	126"	11'-11" X 16'-0"
OFFICE 2	138	114"	TEXTURED PLASTER WHITE	BEIGE TILE	1	OFFICE	R05	OFFICE 2	126"	12'-1" X 11'-6"
OFFICE 3	315	114"	TEXTURED PLASTER WHITE	BEIGE TILE	1	OFFICE	R06	OFFICE 3	126"	19'-11" X 15'-10"
OPEN BELOW	87	240"	TEXTURED PLASTER WHITE	BEIGE TILE	1	OPEN BELOW	R07	OPEN BELOW	0"	11'-9" X 7'-5"
SITTING	169	114"	TEXTURED PLASTER WHITE	BEIGE TILE	1	GREAT	R08	SITTING	126"	10'-6" X 16'-0"
1/2 BATH	31	114"	TEXTURED PLASTER WHITE	BEIGE TILE	1	UNSPECIFIED	R09	1/2 BATH	126"	6'-2" X 5'-1"
1/2 BATH	36	114"	TEXTURED PLASTER WHITE	BEIGE TILE	1	UNSPECIFIED	R10	1/2 BATH	126"	6'-2" X 5'-11"
ENTRY	78	114"	TEXTURED PLASTER WHITE	BEIGE TILE	1	ENTRY	R11	ENTRY	126"	10'-6" X 7'-5"
HALL	90	114"	TEXTURED PLASTER WHITE	BEIGE TILE	1	HALL	R12	HALL	126"	23'-3" X 3'-11"
BALCONY	148	N/A	TEXTURED PLASTER WHITE	BEIGE TILE	1	BALCONY	R13	BALCONY	126"	6'-0" X 33'-2"
HALL	19	114"	TEXTURED PLASTER WHITE	BEIGE TILE	1	HALL	R14	HALL	126"	3'-10" X 5'-1"
HALL	23	114"	TEXTURED PLASTER WHITE	BEIGE TILE	1	HALL	R15	HALL	126"	3'-10" X 5'-11"
TOTALS:	2222									

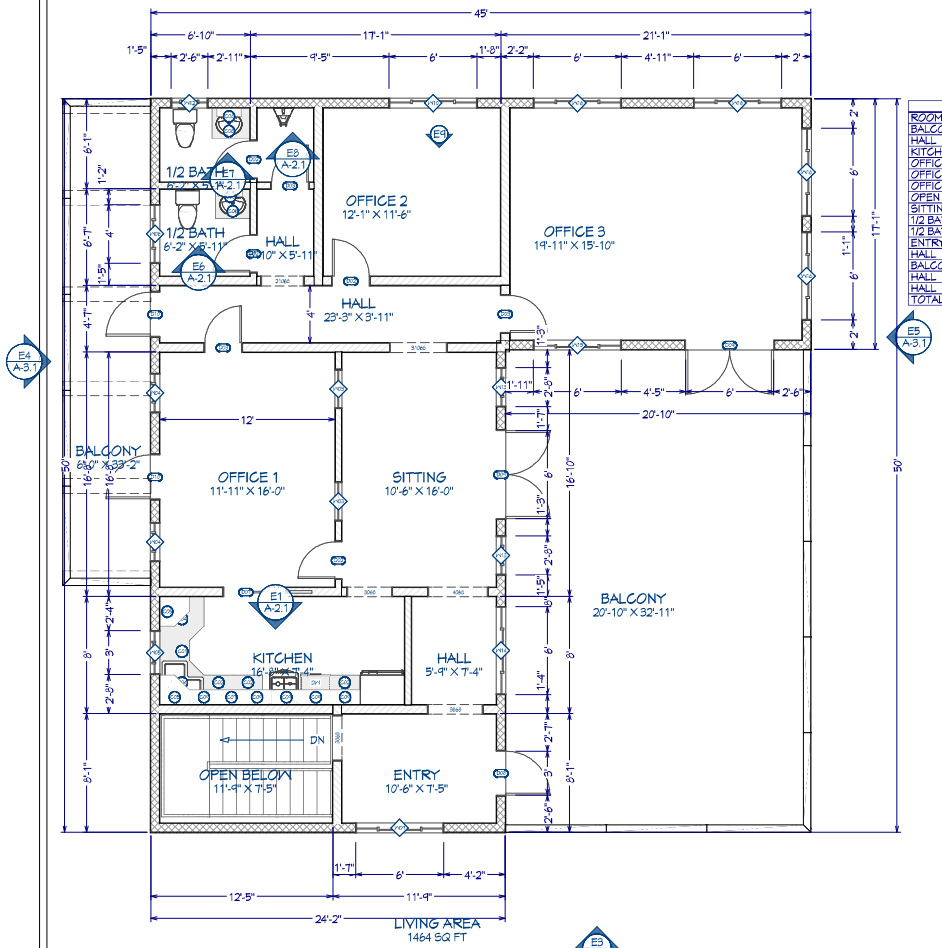

SECOND LEVEL FLOOR PLAN

SCALE: 1/4"=1'

REGISTERED ENGINEER
WAYNE D. CALLAGHAN
LICENSE NO 485E
U.S. VIRGIN ISLANDS

REVISION TABLE

NUMBER	DATE	REVISED BY	DESCRIPTION

PROPOSE CAR WASH & OFFICE SPACE FOR
COURTESY CAR WASH LLC
300 B REVISE CRUZ BAY
CRUZ BAY QUARTER
ST. JOHN U.S.V.I.

PROPOSED SECOND LEVEL FLOOR PLAN

DRAWINGS PROVIDED BY:

DATE:
1/17/2025

SCALE:

SHEET:
A-2.1

NORTH ELEVATION

SCALE: 1/4"=1'

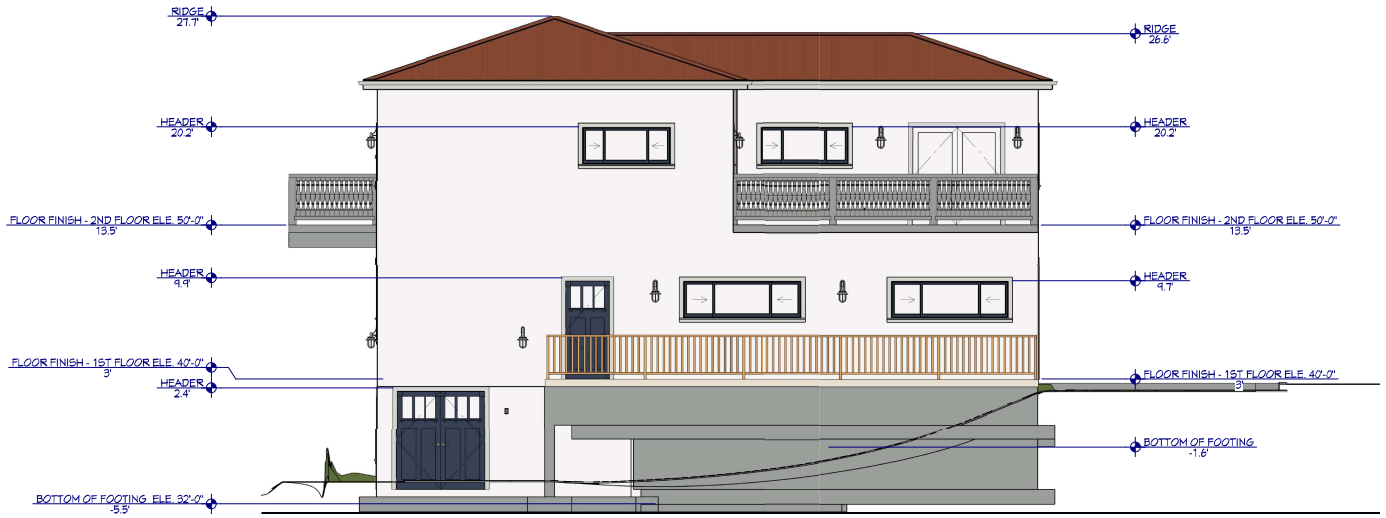

SOUTH ELEVATION

SCALE: 1/4"=1'

REGISTERED ENGINEER
WAYNE D. CALLAGHAN
LICENSE NO 485E
U.S. VIRGIN ISLANDS

REVISION TABLE		
NUMBER	DATE	REVISED BY	DESCRIPTION

PROPOSE CAR WASH & OFFICE SPACE FOR
COURTESY CAR WASH LLC
300 B REVISE CRUZ BAY
CRUZ BAY QUARTER
ST. JOHN U.S.V.I.

NORTH & SOUTH ELEVATION

DRAWINGS PROVIDED BY:

DATE:
1/17/2025

SCALE:

SHEET:
A-3

EAST ELEVATION

SCALE: 1/4"=1'

WEST ELEVATION

SCALE: 1/4"=1'

NUMBER	DATE	REVISED BY	DESCRIPTION

REVISION TABLE

PROPOSE CAR WASH & OFFICE SPACE FOR
COURTESY CAR WASH LLC
300 B REVISE CRUZ BAY
CRUZ BAY QUARTER
ST. JOHN U.S.V.I.

EAST & WEST ELEVATION

DRAWINGS PROVIDED BY:

DATE:
1/17/2025

SCALE:

SHEET:
A-3.1

REGISTERED ENGINEER
WAYNE D. CALLAGHAN
LICENSE NO 485E
U.S. VIRGIN ISLANDS

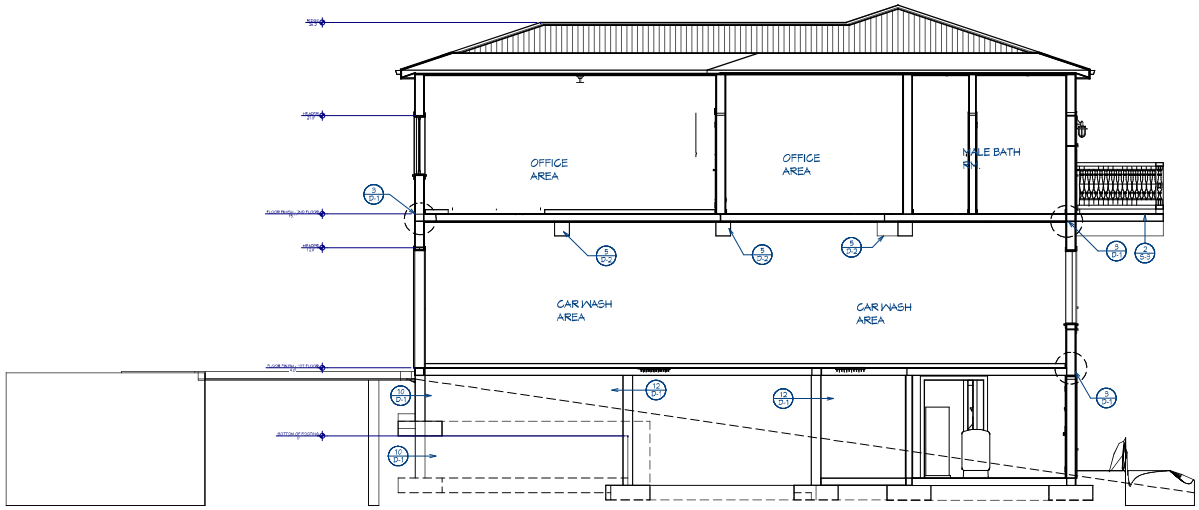

NORTH SIDE BLDG. SECTION

SCALE: 1/4"=1'

REVISION TABLE			
NUMBER	DATE	REVISED BY	DESCRIPTION

PROPOSE CAR WASH & OFFICE SPACE FOR
COURTESY CAR WASH LLC
300 B REVISE CRUZ BAY
CRUZ BAY QUARTER
ST. JOHN U.S.V.I.

NORTH SIDE BLDG. SECTION

DRAWINGS PROVIDED BY:

DATE:
1/17/2025

SCALE:

SHEET:
S-2

REGISTERED ENGINEER
WAYNE D. CALLWOOD
LICENSE NO 485E
U.S. VIRGIN ISLANDS

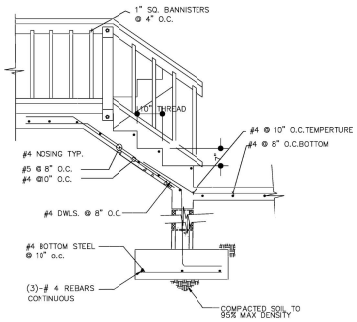

1 STAIRS DETAIL

SCALE: 3/4"=1'

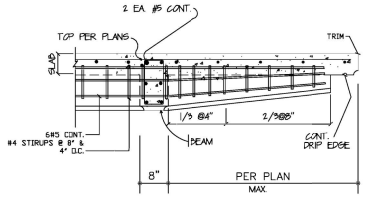

2 CANTILEVER BEAM DETAIL

SCALE: 3/4"=1'

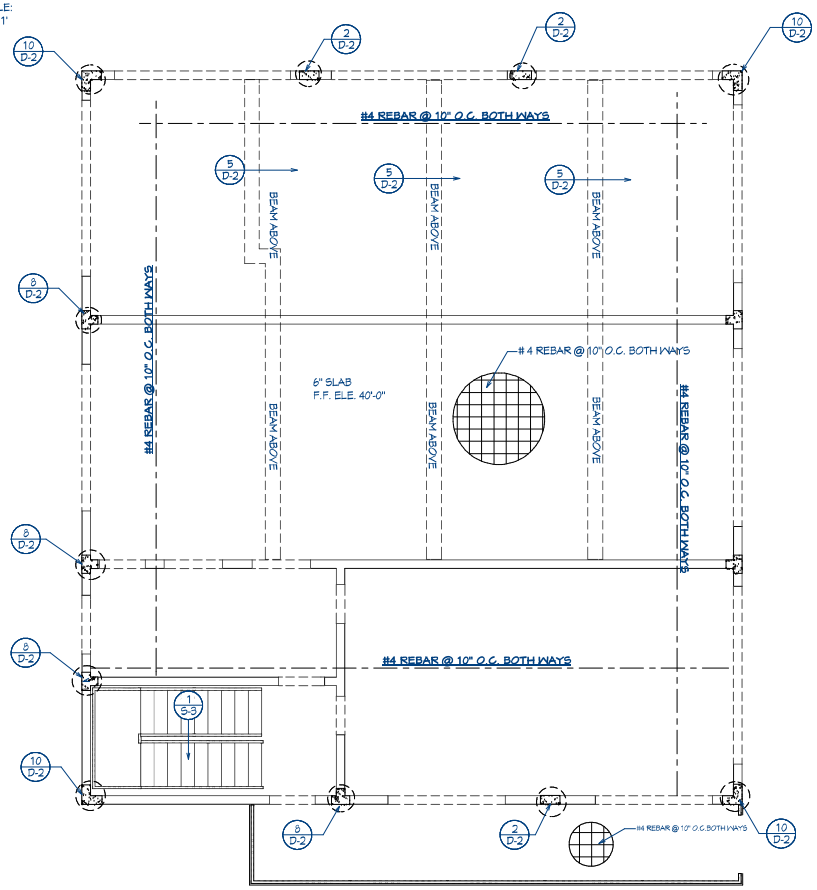

FIRST LEVEL STRUCTURAL PLAN

SCALE: 1/4"=1'

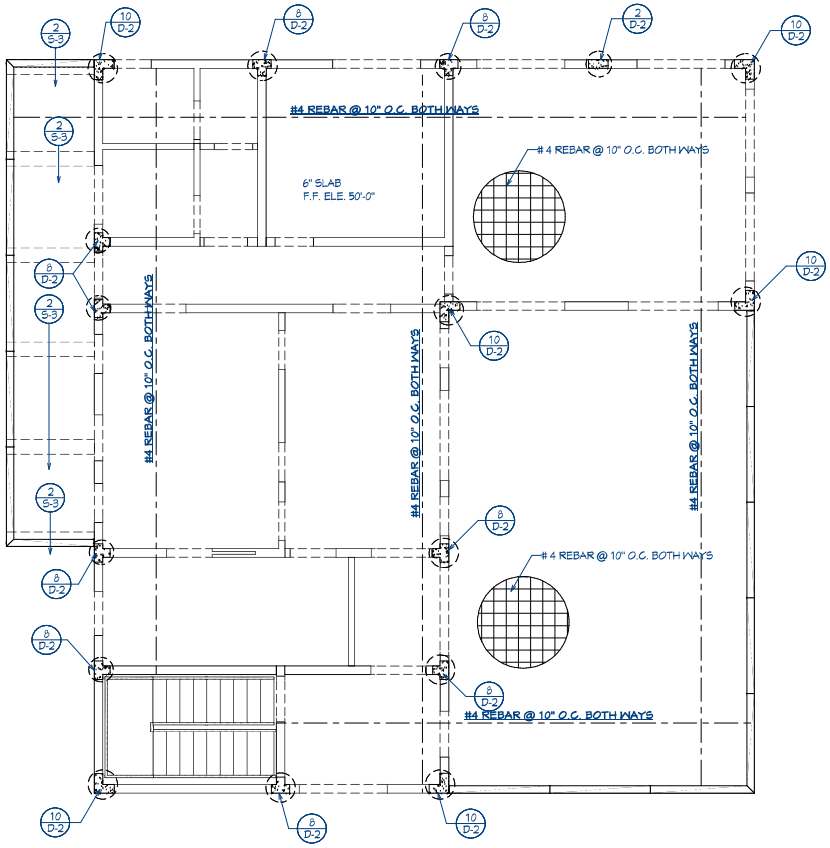

SECOND LEVEL STRUCTURAL PLAN

SCALE: 1/4"=1'

REGISTERED ENGINEER WAYNE D. CALLAGHAN LICENSE NO 485E U.S. VIRGIN ISLANDS

REVISION TABLE		
NUMBER	DATE	REVISED BY	DESCRIPTION

PROPOSE CAR WASH & OFFICE SPACE FOR COURTESY CAR WASH LLC
300 B REVISE CRUZ BAY
CRUZ BAY QUARTER
ST. JOHN U.S.V.I.

FIRST & SECOND LEVEL STRUCTURAL PLAN

DRAWINGS PROVIDED BY:

DATE: 1/17/2025

SCALE:

SHEET: S-3

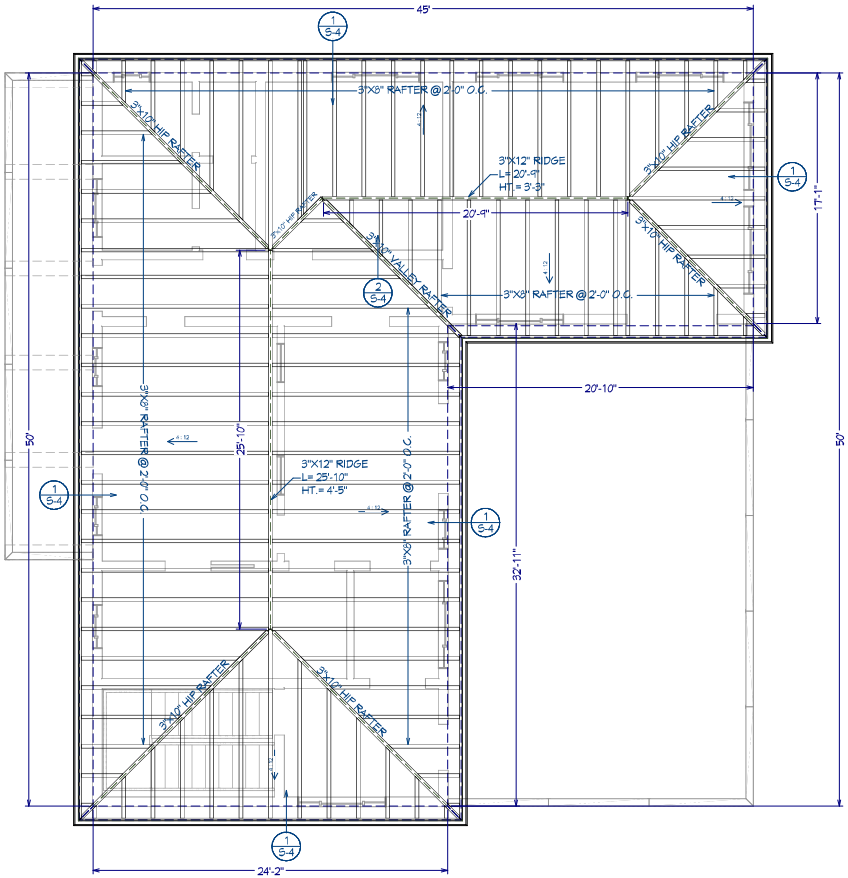

ROOF FRAMING PLAN
SCALE: 1/4"=1'

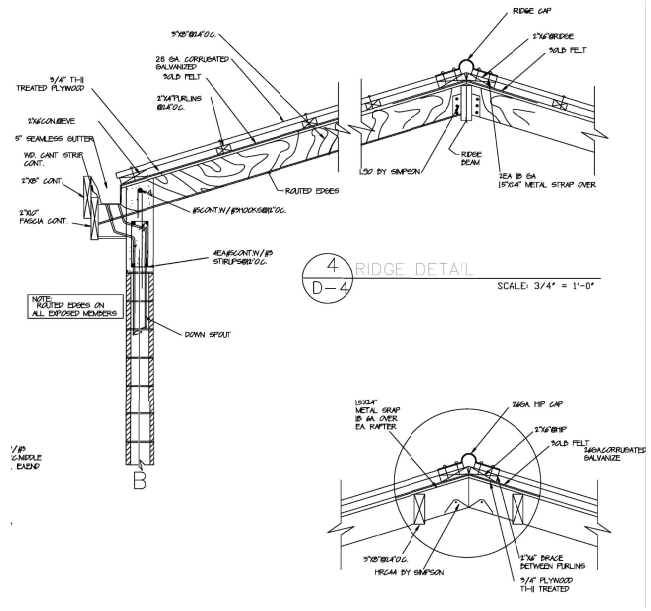

1 HIP DETAIL
SCALE: 3/4"=1'

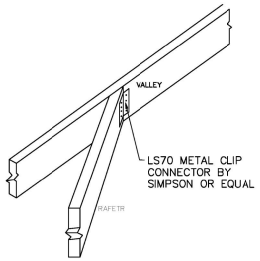

2 VALLEY RAFTER DETAIL
SCALE: 3/4"=1'

REGISTERED ENGINEER
WAYNE D. CALLAGHAN
LICENSE NO 485E
U.S. VIRGIN ISLANDS

REVISION TABLE			
NUMBER	DATE	REVISED BY	DESCRIPTION

PROPOSE CAR WASH & OFFICE SPACE FOR
COURTESY CAR WASH LLC
300 B REVISE CRUZ BAY
CRUZ BAY QUARTER
ST. JOHN U.S.V.I.

ROOF FRAMING PLAN

DRAWINGS PROVIDED BY:

DATE: 1/17/2025

SCALE:

SHEET: S-4

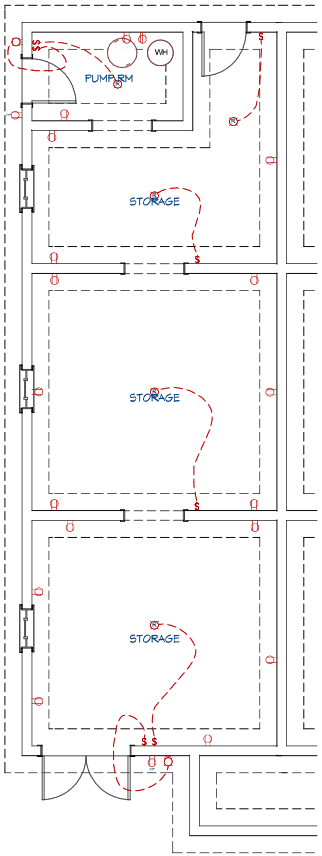

ELECTRICAL SCHEDULE					
DESCRIPTION	FLOOR	HEIGHT	REF HEIGHT	ROOM NAME	WIDTH
2 GANG SWITCH	1	5 "	48"	STAIR CASING	5 "
3 GANG SWITCH	1	5 "	48"	AUTO MATIC WASH STATION	6 3/4 "
CABLE JACK	2	5 "	11 1/2"	OFFICE 1	3 "
CAGED LANTERN SCONCE	0	18 5/16 "	72"		9 "
CLASSIC CEILING FAN LIGHT FIXTURE	2	23 "	0"	OFFICE 1	49 15/16 "
DUPLEX	0	5 "	11 1/2"	PUMP RM	3 "
DUPLEX WEATHERPROOF	0	4 9/16 "	11 1/2"		2 7/8 "
ELECTRICAL PANEL - RECESSED	2	23 "	60"	HALL	14 1/4 "
GFCI	2	5 "	11 1/2"	1/2 BATH	3 "
GRAN TENOS	2	13 "	66"	ENTRY	1 3/4 "
RECESSED DOWN LIGHT 6	0	5/16 "	0"	PUMP RM	1 3/8 "
SINGLE POLE SWITCH	0	5 "	48"	PUMP RM	3 "
SMOKE DETECTOR	2	5 "	84"	ENTRY	5 "
220V	0	5 "	11 1/2"	PUMP RM	3 "
3 GANG SWITCH	1	5 "	48"	WASH STATION 1	6 3/4 "
3 GANG SWITCH	2	5 "	46"	KITCHEN	6 3/4 "
CABLE JACK	2	5 "	11 1/2"	OFFICE 2	3 "
CABLE JACK	2	5 "	11 1/2"	OFFICE 3	3 "
CABLE JACK	2	5 "	11 1/2"	SITTING	3 "
3 GANG SWITCH	1	5 "	48"	CASHIER BOOTH	6 3/4 "
CAGED LANTERN SCONCE	1	18 5/16 "	72"	BALCONY	9 "
CAGED LANTERN SCONCE	2	18 5/16 "	72"	BALCONY	9 "
CLASSIC CEILING FAN LIGHT FIXTURE	2	23 "	0"	OFFICE 2	49 15/16 "
CLASSIC CEILING FAN LIGHT FIXTURE	2	23 "	0"	OFFICE 3	49 15/16 "
CLASSIC CEILING FAN LIGHT FIXTURE	2	23 "	0"	SITTING	49 15/16 "
DUPLEX	0	5 "	11 1/2"	STORAGE	3 "
DUPLEX	1	5 "	11 1/2"	CASHIER BOOTH	3 "
DUPLEX	1	5 "	11 1/2"	STAIR CASING	3 "
DUPLEX	2	5 "	11 1/2"	1/2 BATH	3 "
DUPLEX	2	5 "	11 1/2"	ENTRY	3 "
DUPLEX	2	5 "	11 1/2"	HALL	3 "
DUPLEX	2	5 "	11 1/2"	KITCHEN	3 "
DUPLEX	2	5 "	11 1/2"	OFFICE 1	3 "
DUPLEX	2	5 "	11 1/2"	OFFICE 2	3 "
DUPLEX	2	5 "	11 1/2"	OFFICE 3	3 "
DUPLEX	1	5 "	43"	CASHIER BOOTH	3 "
2 GANG SWITCH	2	5 "	46"	HALL	5 "
DUPLEX WEATHERPROOF	2	4 9/16 "	11 1/2"	BALCONY	2 7/8 "
2 GANG SWITCH	2	5 "	48"	OFFICE 1	5 "
2 GANG SWITCH	2	5 "	48"	OFFICE 2	5 "
GFCI	2	5 "	11 1/2"	KITCHEN	3 "
GFCI	2	5 "	43"	1/2 BATH	3 "
GFCI	2	5 "	43"	KITCHEN	3 "
DUPLEX	2	5 "	11 1/2"	SITTING	3 "
2 GANG SWITCH	2	5 "	48"	OFFICE 3	5 "
RECESSED DOWN LIGHT 6	0	5/16 "	0"	STORAGE	1 3/8 "
RECESSED DOWN LIGHT 6	1	5/16 "	0"	AUTO MATIC WASH STATION	1 3/8 "
RECESSED DOWN LIGHT 6	1	5/16 "	0"	CASHIER BOOTH	1 3/8 "
RECESSED DOWN LIGHT 6	1	5/16 "	0"	STAIR CASING	1 3/8 "
RECESSED DOWN LIGHT 6	1	5/16 "	0"	WASH & VACUM STATION	1 3/8 "
RECESSED DOWN LIGHT 6	1	5/16 "	0"	WASH STATION 1	1 3/8 "
RECESSED DOWN LIGHT 6	2	5/16 "	0"	1/2 BATH	1 3/8 "
RECESSED DOWN LIGHT 6	2	5/16 "	0"	ENTRY	1 3/8 "
RECESSED DOWN LIGHT 6	2	5/16 "	0"	HALL	1 3/8 "
RECESSED DOWN LIGHT 6	2	5/16 "	0"	KITCHEN	1 3/8 "
2 GANG SWITCH	2	5 "	48"	SITTING	5 "
SINGLE POLE SWITCH	0	5 "	48"	STORAGE	3 "
SINGLE POLE SWITCH	1	5 "	48"	STAIR CASING	3 "
SINGLE POLE SWITCH	2	5 "	43"	1/2 BATH	3 "
SINGLE POLE SWITCH	2	5 "	48"	1/2 BATH	3 "
SINGLE POLE SWITCH	2	5 "	48"	ENTRY	3 "
SINGLE POLE SWITCH	2	5 "	48"	HALL	3 "
SINGLE POLE SWITCH	2	5 "	48"	OFFICE 1	3 "
SINGLE POLE SWITCH	2	5 "	48"	OFFICE 3	3 "
SINGLE POLE SWITCH	2	5 "	48"	SITTING	3 "
3 GANG SWITCH	1	5 "	48"	WASH & VACUM STATION	6 3/4 "
SMOKE DETECTOR	2	5 "	84"	HALL	5 "
SMOKE DETECTOR	2	5 "	84"	OFFICE 1	5 "
SMOKE DETECTOR	2	5 "	84"	OFFICE 2	5 "
SMOKE DETECTOR	2	5 "	84"	OFFICE 3	5 "
SMOKE DETECTOR	2	5 "	84"	SITTING	5 "

STORAGE LEVEL ELECTRICAL PLAN

SCALE: 1/4"=1'

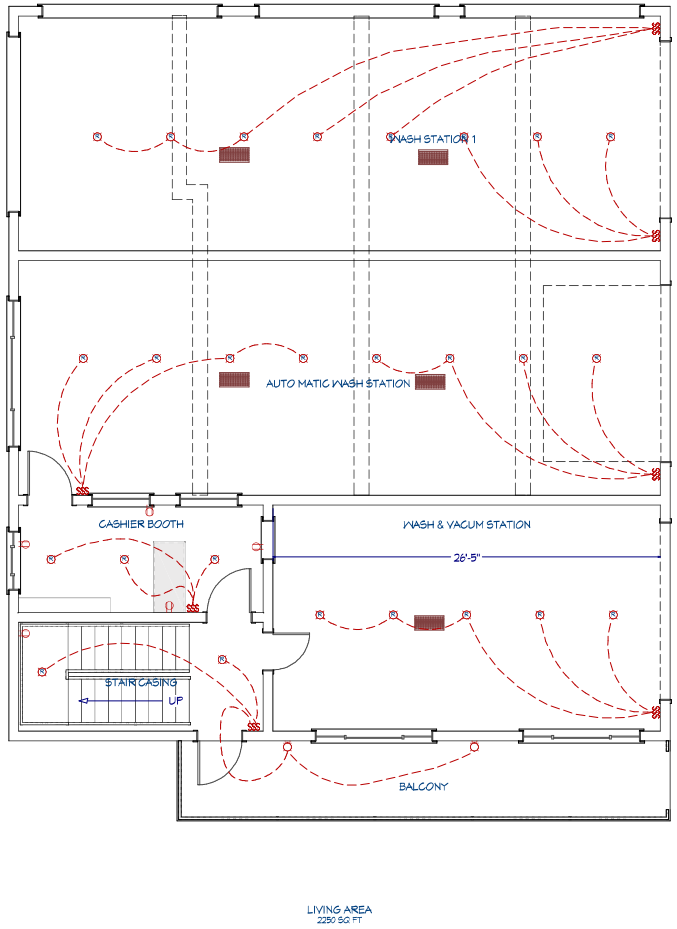

FIRST LEVEL ELECTRICAL PLAN

SCALE: 1/4"=1'

REGISTERED ENGINEER
WARNER CALLAGHAN
LICENSE NO 485E
U.S. VIRGIN ISLANDS

REVISION TABLE			
NUMBER	DATE	REVISED BY	DESCRIPTION

PROPOSE CAR WASH & OFFICE SPACE FOR
COURTESY CAR WASH LLC
300 B REVISE CRUZ BAY
CRUZ BAY QUARTER
ST. JOHN U.S.V.I.

FIRST & STORAGE LEVEL ELECTRICAL PLAN

DRAWINGS PROVIDED BY:

DATE:
1/17/2025

SCALE:

SHEET:
E-1

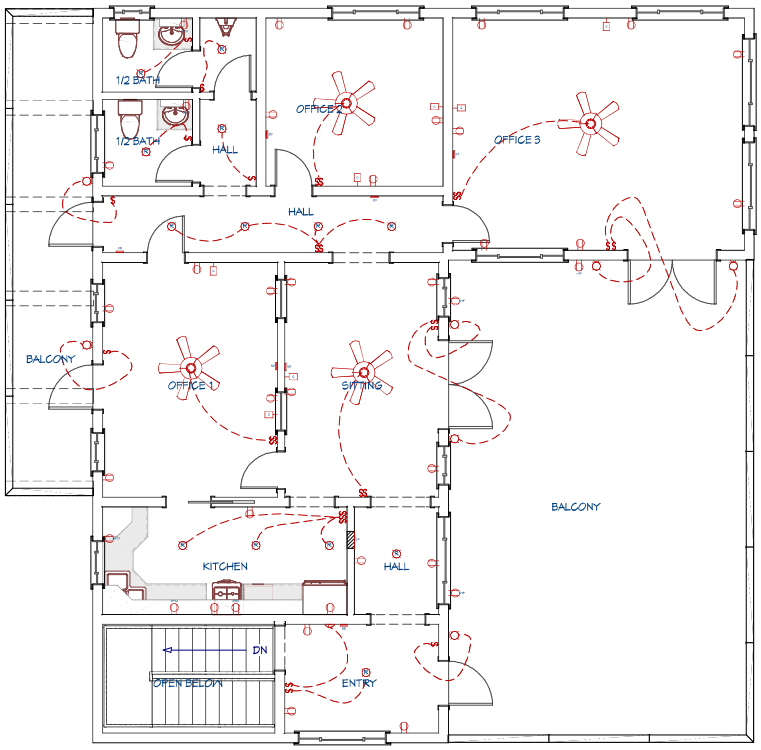

LIVING AREA
1464 SQ FT

SECOND LEVEL ELECTRICAL PLAN

SCALE: 1/4"=1'

REGISTERED ENGINEER
WAYNE D. CALLWOOD
LICENSE NO 485E
U.S. VIRGIN ISLANDS

REVISION TABLE			
NUMBER	DATE	REVISED BY	DESCRIPTION

PROPOSE CAR WASH & OFFICE SPACE FOR
COURTESY CAR WASH LLC
300 B REVISE CRUZ BAY
CRUZ BAY QUARTER
ST. JOHN U.S.V.I.

SECOND LEVEL
ELECTRICAL PLAN

DRAWINGS PROVIDED BY:

DATE:
1/17/2025

SCALE:

SHEET:
E-2

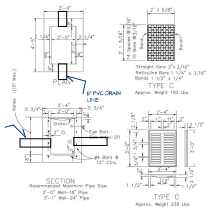

1 CATCHMEN BASIN DETAIL

PLUMBING FIXTURE SCHEDULE

NUMBER	DESCRIPTION	WASTE	VENT	WATER SUPPLY	
				HOT	COLD
P1	WATER CLOSET	3"	3"	—	1/2"
P2	VANITY	1-1/2"	1-1/2"	1/2"	1/2"
P3	LAVATORY	1-1/2"	1-1/2"	1/2"	1/2"
P4	URINAL	3"	3"	—	1/2"
P5	SHOWER	2"	1-1/2"	1/2"	1/2"
P6	KITHCHEN SINK	2"	1-1/2"	1/2"	1/2"
P7	LAUNDRY RM.	2"	1-1/2"	1/2"	1/2"
P8	HOT WATER HEATER	—	—	3/4"	3/4"
P9	WATER PUMP	—	—	—	1"

206	3068	1	1	3068 W.R.	30"/82.1/2"	HINGED DOOR PVA		2'6/4'6" 1.3/2		1 3/8"	HINGED	36"	80"
207	3068	1	2	3068 L	78 1/4"/162 1/2"	POCKET DOOR PVA		2'6/7'6 1/4" 1.3/2		1 3/8"	POCKET	36"	80"
208	3068	1	2	3068 R.R.V.	30"/102"	EXT. HINGED GLASS PANEL		2'6/4'6" 1.3/2		1 3/4"	HINGED	30"	80"
209	6068	2	2	6068 UPER	74"/102"	EXT. DOUBLE HINGED GLASS PANEL		2'6/3'6"1.3/2		1 3/4"	DOUBLE HINGED	72"	80"
210	3068	2	2	3068 L.R.V.	30"/102"	EXT. HINGED DOOR 8121		2'6/4'6" 1.3/2		1 3/8"	HINGED	36"	80"
211	6068	2	2	6068 UPER	74"/102"	EXT. DOUBLE HINGED DOOR 8122		3'6/4'6"1.3/2		1 3/4"	DOUBLE HINGED	72"	80"
212	2868	1	1	2868 L.R.	32"/82 1/2"	HINGED DOOR PVA		2'6/4'6" 1.3/2		1 3/8"	HINGED	30"	80"
213	3068	2	2	3068 R.R.V.	30"/102"	EXT. HINGED DOOR 8121		2'6/4'6" 1.3/2		1 3/8"	HINGED	36"	80"

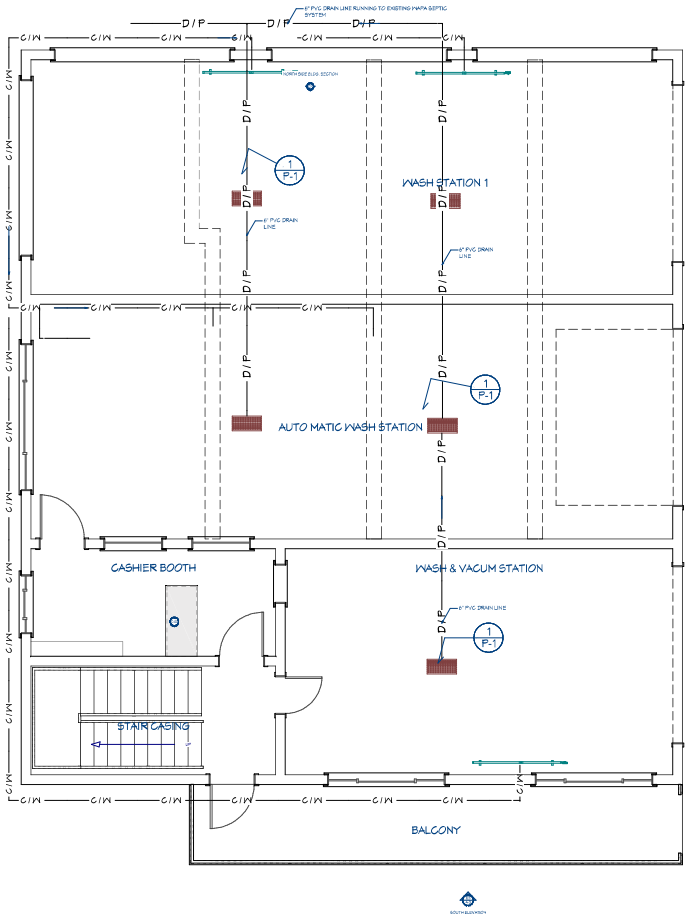

FIRST FLOOR PLUMBING PLAN

SCALE: 1/4"=1'

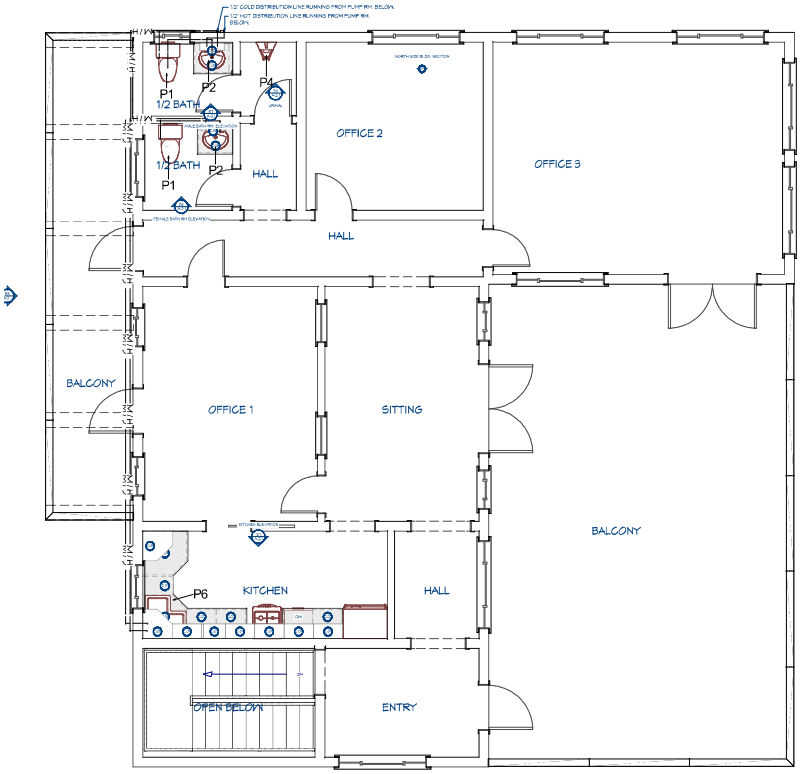

SECOND FLOOR PLUMBING PLAN

SCALE: 1/4"=1'

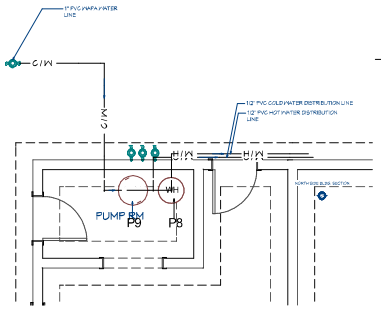

Pump Room

SCALE: 1/4"=1'

REVISION TABLE

NUMBER	DATE	REVISED BY	DESCRIPTION

PROPOSE CAR WASH & OFFICE SPACE FOR
COURTESY CAR WASH LLC
300-B REVISE CRUZ BAY
CRUZ BAY QUARTER
ST. JOHN U.S.V.I.

FIRST AND SECOND FLOOR PLUMBING PLAN

DRAWINGS PROVIDED BY:

REGISTERED ENGINEER
WAYNE D. CALLAGHAN
LICENSE NO 485E
U.S. VIRGIN ISLANDS

DATE: 1/17/2025

SCALE:

SHEET: P-1

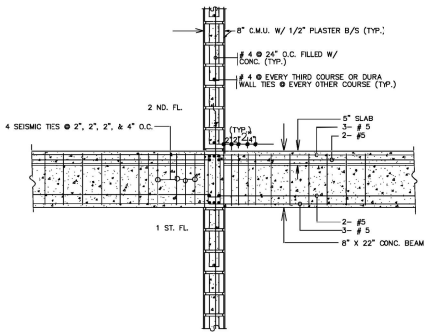

1 / D-1 TYP. INT. WALL AND BEAM CONN. DTL.
NOT TO SCALE

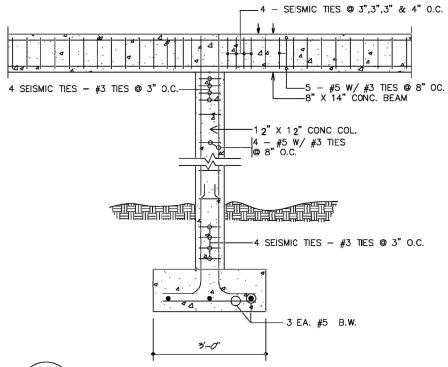

2 / D-1 COL. & BEAM CONN. DETAIL. (TYP.)
SCALE: 3/4" = 1'-0"

NOTE: USE THIS DETAIL FOR ALL COL. & BEAM CONNECTIONS

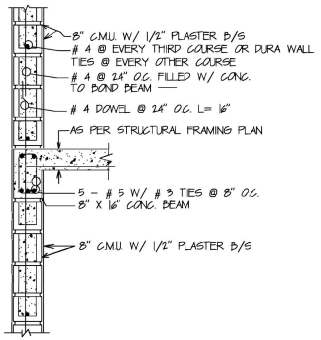

3 / D-1 WALL , BEAM & COL. DTL.
SCALE: 3/4" = 1'- 0"

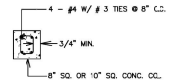

4 / D-1 INT. CONC. COL. DTL.
SCALE: 3/4" = 1'-0"

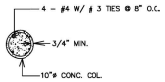

5 / D-1 INT. CONC. COL. DTL.
SCALE: 3/4" = 1'-0"

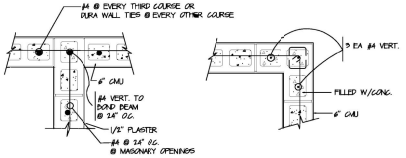

6 / D-1 C.M.U. CONNECTION
SCALE: 3/4" = 1'-0"

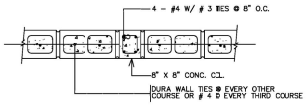

7 / D-1 CONC. COL. @ INT. WALL DTL.
SCALE: 3/4" = 1'-0"

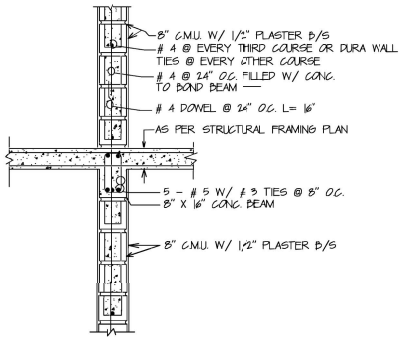

8 / D-1 WALL , BEAM & COL. DTL.
SCALE: 3/4" = 1'- 0"

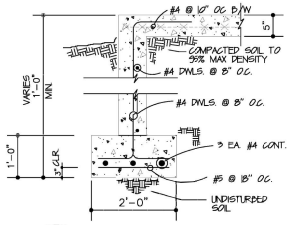

9 / D-1 FOUNDATION DTL.
SCALE: 3/4" = 1"

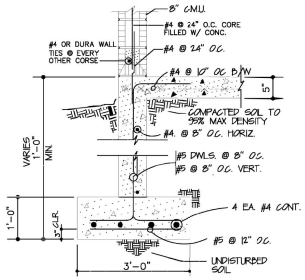

10 / D-1 FOUNDATION DTL.
SCALE: 3/4" = 1"

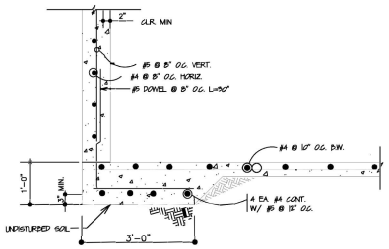

11 / D-1 WALL & SLAB DTL.
SCALE: 3/4" = 1"

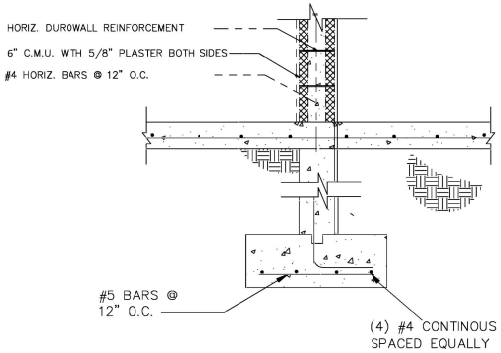

12 / D-1 DETAIL
SCALE: 1' = 1'- 0"

REVISION TABLE		
NUMBER	DATE	REVISED BY	DESCRIPTION

PROPOSE CARWASH & OFFICE SPACE FOR
COURTESY CARWASH LLC
300 B REVISE CRUZ BAY
CRUZ BAY QUARTER
ST. JOHN U.S.V.I.

STRUCTURAL DETAILS

DRAWINGS PROVIDED BY:

DATE: 1/17/2025

SCALE:

SHEET: D-1

REGISTERED ENGINEER
WAYNE D. CALLWOOD
LICENSE NO 485E
U.S. VIRGIN ISLANDS

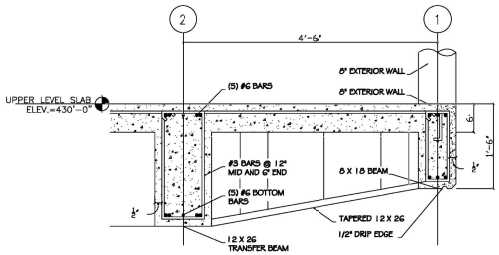

1 D-2 SECTION @ CANTILEVER

SCALE: 1" = 1'- 0"

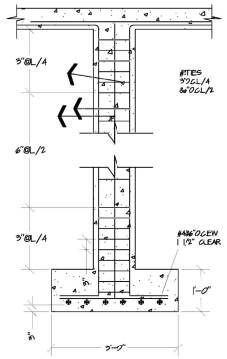

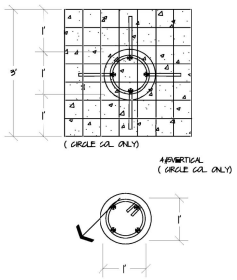

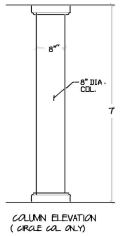

4 D-2 CIRCLE COLUMN DETAIL

SCALE: 3/4" = 1'- 0"

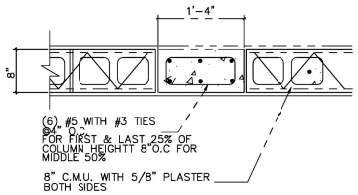

2 D-2 INTERIOR COLUMN DTL

SCALE: 1" = 1'- 0"

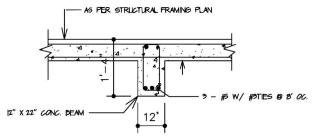

5 D-2 SLAB & BEAM DETAIL

SCALE: 3/4" = 1'- 0"

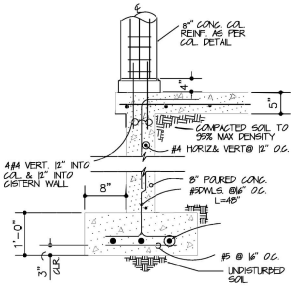

7 D-2 COL. TO SLAB DETAIL

SCALE: 3/4" = 1'- 0"

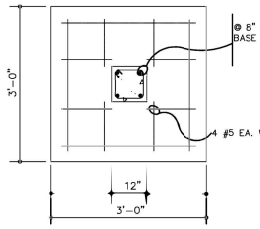

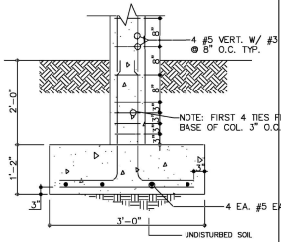

9 D-2 COLUMN DETAIL

SCALE: 3/4" = 1'- 0"

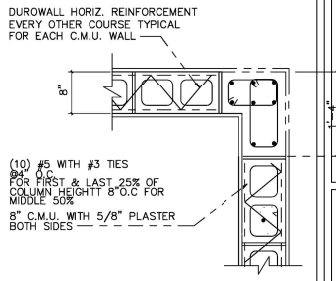

10 D-2 EXTERIOR COLUMN CORNER DETAIL

SCALE: 1" = 1'- 0"

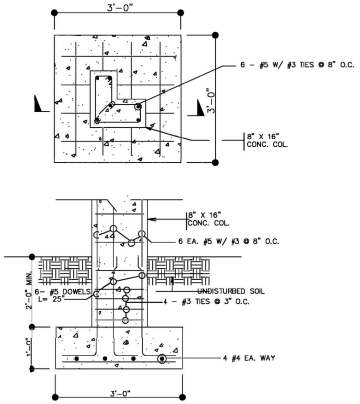

3 D-2 COLUMN DETAIL

SCALE: 3/4" = 1'- 0"

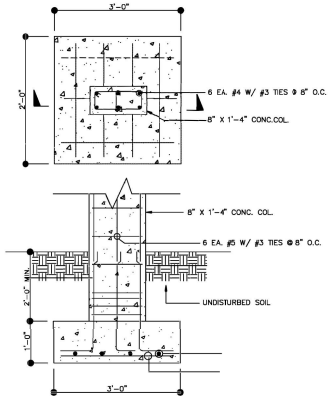

6 D-2 COL. DTL.

SCALE: 3/4" = 1'- 0"

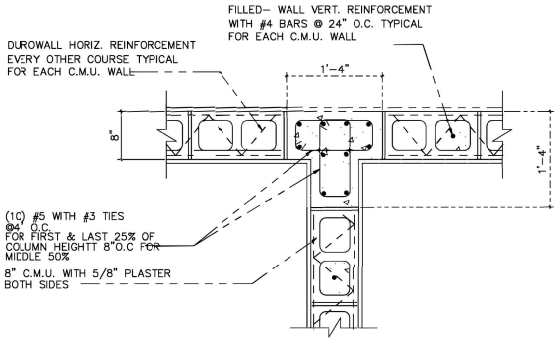

8 D-2 COLUMN DETAIL

SCALE: 1" = 1'- 0"

REGISTERED ENGINEER
WAYNE D. CALLWOOD
LICENSE NO 485E
U.S. VIRGIN ISLANDS

REVISION TABLE

NUMBER	DATE	REVISED BY	DESCRIPTION

PROPOSE CAR WASH & OFFICE SPACE FOR COURTESY CAR WASH LLC
300-B REVISE CRUZ BAY
CRUZ BAY QUARTER
ST. JOHN U.S.V.I.

STRUCTURAL DETAILS

DRAWINGS PROVIDED BY:

DATE: 1/17/2025

SCALE:

SHEET: D-2