

## ***Air Analytical Report***

**Prepared For:** Addison Christian  
Adcon Environmental, LLC  
#83 Estate Smithfield "The Mill"  
Frederiksted, VI 00840  
(340) 713-1703


**Eurofins AEML Batch:** 476997

**Project/Site:**

**Woodson Jr. High School, STX**



**Authorized for release by:**  
Joshua Krinsky  
Laboratory Technical Manager



*This report may not be reproduced except in its entirety and with written approval from Eurofins EPK Built Environment Testing, LLC - AEML. For questions please contact the laboratory at the e-mail address or telephone number listed on this page. Results pertain only to the sample(s) as received by the laboratory and presented on the accompanying Chain of Custody.*

---

## ***Table of Contents***

**Client:** Addison Christian  
Adcon Environmental, LLC  
#83 Estate Smithfield "The Mill"  
Frederiksted, VI 00840  
(340) 713-1703

**Eurofins AEML Batch:** 476997

**Project/Site:** Woodson Jr. High School, STX

1. Cover Page .....	1
2. Table of Contents .....	2
3. Project Narrative .....	3
4. Sample Summary .....	4
5. Detection Summary .....	5
6. Client Sample Results .....	8
7. Chart .....	10
8. Definitions and Glossary .....	12
9. Fungal Glossary .....	14
10. References and Links .....	23

---

## ***Project Narrative***

**Client:** Addison Christian  
Adcon Environmental, LLC  
#83 Estate Smithfield "The Mill"  
Frederiksted, VI 00840  
(340) 713-1703

**Eurofins AEML Batch:** 476997

**Project/Site:** Woodson Jr. High School, STX

### **Receipt**

The sample(s) contained in this report were collected on December 04, 2023 and received by Eurofins EPK Built Environment Testing, LLC - AEML (Eurofins AEML) on December 07, 2023. All samples were received in good condition unless otherwise noted in the results section of this report or on the accompanying Chain of Custody.

### **Sample Analysis**

Analyses were performed in accordance to Eurofins AEML's Standard Operating Procedures and Quality Assurance Program. No deviations were made to these procedures unless noted in the results section of this report. Any additional information that the laboratory believes relevant will be noted as Data Qualifiers accompanying the sample results.

### **Quality Assurance**

Eurofins AEML has developed and implemented policies and procedures that adhere to the General Requirements for the Competence of Testing and Calibration Laboratories, ISO/IEC 17025:2017. These procedures have been reviewed by an independent outside organization and the laboratory has been accredited by the American Association for Laboratory Accreditation for Biological Testing (A2LA Testing Cert #2572.01). Eurofins AEML is also licensed by the Texas Department of Licensing and Regulation (Lab#1020). Eurofins AEML is an active participant in the AIHA EMPAT Proficiency Testing Program.

The laboratory is staffed by highly trained and experienced professionals. Eurofins AEML utilizes state of the art equipment that is of the most recent technology available for fungal spore identification and quantification. Eurofins AEML has the most up to date data systems available with capabilities to provide standard reports in hardcopy and electronic data deliverables.

## Sample Summary

**Client:** Addison Christian  
Adcon Environmental, LLC  
#83 Estate Smithfield "The Mill"  
Frederiksted, VI 00840  
(340) 713-1703

**Eurofins AEML Batch:** 476997

**Project/Site:** Woodson Jr. High School, STX

Lab Sample ID	Client Sample ID	Media	Collected	Received
476997-01	5641563-Outside Air	Allergenco D	12/4/2023	12/7/2023
476997-02	5641557-B104	Allergenco D	12/4/2023	12/7/2023
476997-03	5641585-B105	Allergenco D	12/4/2023	12/7/2023
476997-04	5641586-B106	Allergenco D	12/4/2023	12/7/2023
476997-05	5641564-B107	Allergenco D	12/4/2023	12/7/2023
476997-06	5641574-B108	Allergenco D	12/4/2023	12/7/2023
476997-07	5641576-B109	Allergenco D	12/4/2023	12/7/2023

## Detection Summary

**Client:** Addison Christian  
Adcon Environmental, LLC  
#83 Estate Smithfield "The Mill"  
Frederiksted, VI 00840  
(340) 713-1703

**Eurofins AEML Batch:** 476997

**Project/Site:** Woodson Jr. High School, STX

Lab Sample ID	Client Sample ID	Spore Type	Result / Count/m <sup>3</sup>
476997-01	5641563-Outside Air	Alternaria	13
		Ascospores	187
		Aspergillus/Penicillium-Like	40
		Basidiospores	1,373
		Cladosporium	307
		Curvularia	40
		Ganoderma	133
		Smut/Myxomyces/Periconia	13
		Hyphal Fragments	13
		476997-02	5641557-B104
Aspergillus/Penicillium-Like	5,240		
Basidiospores	160		
Cladosporium	53		
Hyphal Fragments	27		
Pollen	13		
476997-03	5641585-B105	Alternaria	40
		Ascospores	27
		Aspergillus/Penicillium-Like	2,840
		Basidiospores	27
		Cladosporium	40
		Curvularia	27
		Ganoderma	13
		Smut/Myxomyces/Periconia	27
476997-04	5641586-B106	Hyphal Fragments	27
		Ascospores	27

## Detection Summary

**Client:** Addison Christian  
Adcon Environmental, LLC  
#83 Estate Smithfield "The Mill"  
Frederiksted, VI 00840  
(340) 713-1703

**Eurofins AEML Batch:** 476997

**Project/Site:** Woodson Jr. High School, STX

Lab Sample ID	Client Sample ID	Spore Type	Result / Count/m <sup>3</sup>
476997-05	5641564-B107	Aspergillus/Penicillium-Like	1,853
		Basidiospores	27
		Curvularia	27
		Ascospores	40
		Aspergillus/Penicillium-Like	27
		Basidiospores	40
		Cladosporium	13
		Curvularia	27
		Epicoccum	13
		Ganoderma	13
476997-06	5641574-B108	Smut/Myxomyces/Periconia	53
		Hyphal Fragments	120
		Aspergillus/Penicillium-Like	27
		Basidiospores	40
		Cladosporium	13
476997-07	5641576-B109	Smut/Myxomyces/Periconia	13
		Hyphal Fragments	53
		Alternaria	40
		Ascospores	27
		Aspergillus/Penicillium-Like	8,747
		Basidiospores	120
		Chaetomium	40
		Cladosporium	13
		Curvularia	13
		Ganoderma	27
Nigrospora	13		

---

## Detection Summary

**Client:** Addison Christian  
Adcon Environmental, LLC  
#83 Estate Smithfield "The Mill"  
Frederiksted, VI 00840  
(340) 713-1703

**Eurofins AEML Batch:** 476997

**Project/Site:** Woodson Jr. High School, STX

<u>Lab Sample ID</u>	<u>Client Sample ID</u>	<u>Spore Type</u>	<u>Result / Count/m<sup>3</sup></u>
		Smut/Myxomyces/Periconia	53
		Hyphal Fragments	80
		Pollen	27

Addison Christian  
 Adcon Environmental, LLC  
 #83 Estate Smithfield "The Mill"  
 Frederiksted, VI 00840  
 (340) 713-1703



Built Environment Testing  
 AEML

Eurofins EPK Built Environment Testing, LLC - AEML  
 601 E. Atlantic Blvd. Pompano Beach, FL 33060  
 Phone: (954) 333-8149 Email: customerservice@aemlinc.com

Project: Woodson Jr. High School, STX

Batch: 476997

Sampled: 12/4/2023  
 Received: 12/7/2023  
 Analysis Date: 12/7/2023  
 Report Date: 12/7/2023

**AEML Test: A001 Spore Trap Analysis**

Sample ID:	476997-01	476997-02	476997-03	476997-04
Client Sample ID:	5641563-Outside Air	5641557-B104	5641585-B105	5641586-B106
Volume Sampled (L):	75	75	75	75
Media:	Allergenco D	Allergenco D	Allergenco D	Allergenco D
Percent of Trace Analyzed:	100% at 600X Magnification	100% at 600X Magnification	100% at 600X Magnification	100% at 600X Magnification

Spore Types	Raw Count	Count/m <sup>3</sup>	%	Raw Count	Count/m <sup>3</sup>	%	Raw Count	Count/m <sup>3</sup>	%	Raw Count	Count/m <sup>3</sup>	%
Alternaria	1	13	1	—	—	—	3	40	1	—	—	—
Arthrinium	—	—	—	—	—	—	—	—	—	—	—	—
Ascospores	14	187	9	4	53	1	2	27	1	2	27	1
Aspergillus/Penicillium-Like	3	40	2	393	5,240	95	213	2,840	93	139	1,853	96
Basidiospores	103	1,373	65	12	160	3	2	27	1	2	27	1
Bipolaris/Dreschlera	—	—	—	—	—	—	—	—	—	—	—	—
Botrytis	—	—	—	—	—	—	—	—	—	—	—	—
Chaetomium	—	—	—	—	—	—	—	—	—	—	—	—
Cladosporium	23	307	15	4	53	1	3	40	1	—	—	—
Curvularia	3	40	2	—	—	—	2	27	1	2	27	1
Epicoccum	—	—	—	—	—	—	—	—	—	—	—	—
Fusarium	—	—	—	—	—	—	—	—	—	—	—	—
Ganoderma	10	133	6	—	—	—	1	13	<1	—	—	—
Memnoniella	—	—	—	—	—	—	—	—	—	—	—	—
Nigrospora	—	—	—	—	—	—	—	—	—	—	—	—
Oidium/Peronospora	—	—	—	—	—	—	—	—	—	—	—	—
Pithomyces	—	—	—	—	—	—	—	—	—	—	—	—
Rust	—	—	—	—	—	—	—	—	—	—	—	—
Smut/Myxomyces/Periconia	1	13	1	—	—	—	2	27	1	—	—	—
Stachybotrys	—	—	—	—	—	—	—	—	—	—	—	—
Torula	—	—	—	—	—	—	—	—	—	—	—	—
Ulocladium	—	—	—	—	—	—	—	—	—	—	—	—
Unidentified Spores	—	—	—	—	—	—	—	—	—	—	—	—
<b>Total Spores</b>	<b>158</b>	<b>2,107</b>		<b>413</b>	<b>5,507</b>		<b>228</b>	<b>3,040</b>		<b>145</b>	<b>1,933</b>	
Hyphal Fragments	1	13		2	27		2	27		—	—	
Pollen	—	—		1	13		—	—		—	—	
Debris Rating		3			2			2			2	
Detection Limit		13			13			13			13	

*Joshua Krinsky*  
 Joshua Krinsky  
 Laboratory Technical Manager

Results submitted pertain only to the samples as presented on the accompanying Chain of Custody.  
 This report shall not be reproduced, except in its entirety and with the written approval of Eurofins AEML.





Addison Christian  
 Adcon Environmental, LLC  
 #83 Estate Smithfield "The Mill"  
 Frederiksted, VI 00840  
 (340) 713-1703



**Built Environment Testing  
 AEML**  
**Eurofins EPK Built Environment Testing, LLC - AEML**  
 601 E. Atlantic Blvd. Pompano Beach, FL 33060  
 Phone: (954) 333-8149 Email: customerservice@aemlinc.com

Project: Woodson Jr. High School, STX

Batch: 476997

Sampled: 12/14/2023  
 Received: 12/17/2023  
 Analysis Date: 12/17/2023  
 Report Date: 12/17/2023

**AEML Test: A001 Spore Trap Analysis**

Sample ID:	476997-05	476997-06	476997-07
Client Sample ID:	5641564-B107	5641574-B108	5641576-B109
Volume Sampled (L):	75	75	75
Media:	Allergenco D	Allergenco D	Allergenco D
Percent of Trace Analyzed:	100% at 600X Magnification	100% at 600X Magnification	100% at 600X Magnification

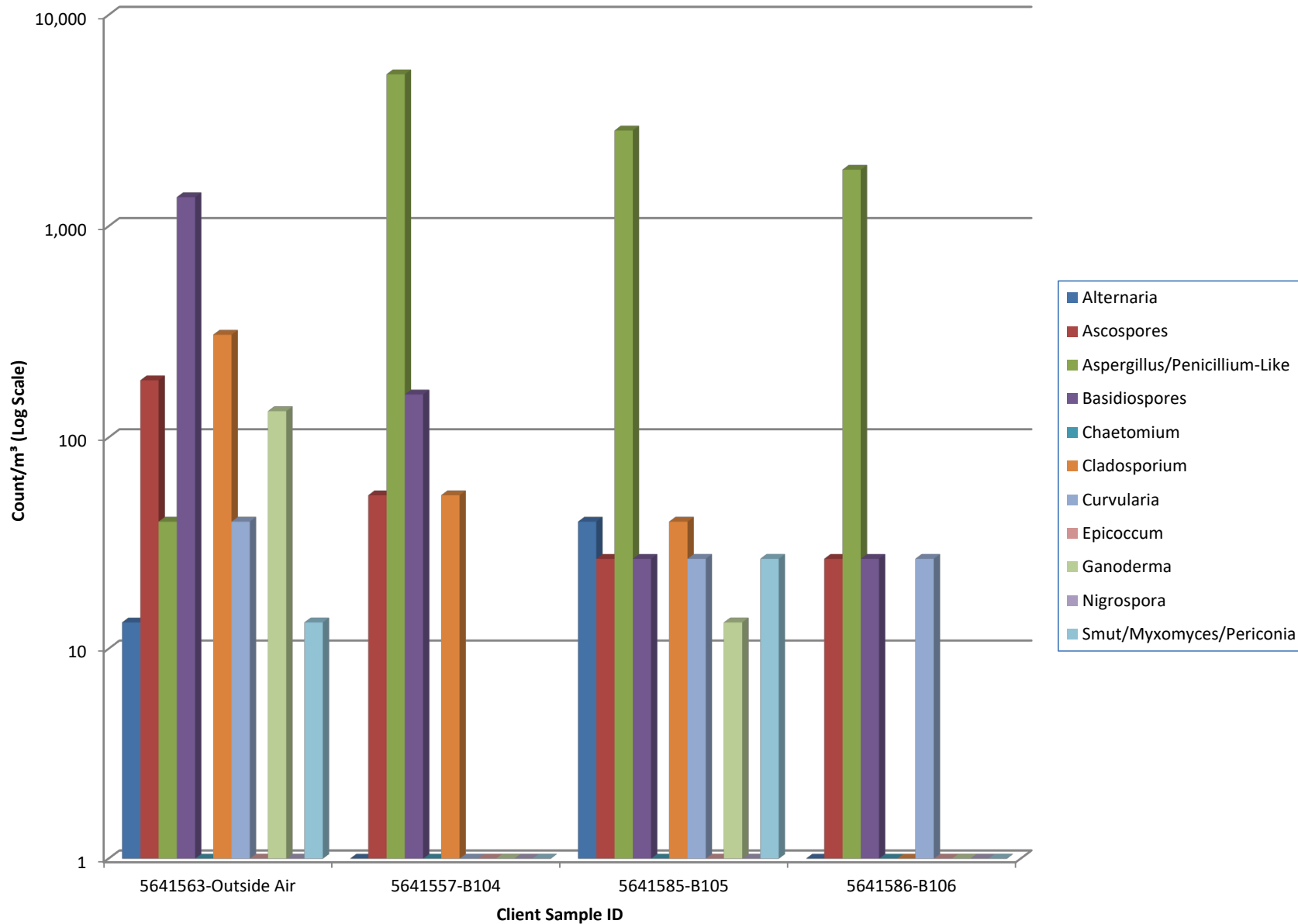
Spore Types	Raw Count	Count/m <sup>3</sup>	%	Raw Count	Count/m <sup>3</sup>	%	Raw Count	Count/m <sup>3</sup>	%
Alternaria	—	—	—	—	—	—	3	40	<1
Arthrinium	—	—	—	—	—	—	—	—	—
Ascospores	3	40	18	—	—	—	2	27	<1
Aspergillus/Penicillium-Like	2	27	12	2	27	29	656	8,747	96
Basidiospores	3	40	18	3	40	43	9	120	1
Bipolaris/Dreschlera	—	—	—	—	—	—	—	—	—
Botrytis	—	—	—	—	—	—	—	—	—
Chaetomium	—	—	—	—	—	—	3	40	<1
Cladosporium	1	13	6	1	13	14	1	13	<1
Curvularia	2	27	12	—	—	—	1	13	<1
Epicoccum	1	13	6	—	—	—	—	—	—
Fusarium	—	—	—	—	—	—	—	—	—
Ganoderma	1	13	6	—	—	—	2	27	<1
Memnoniella	—	—	—	—	—	—	—	—	—
Nigrospora	—	—	—	—	—	—	1	13	<1
Oidium/Peronospora	—	—	—	—	—	—	—	—	—
Pithomyces	—	—	—	—	—	—	—	—	—
Rust	—	—	—	—	—	—	—	—	—
Smut/Myxomyces/Periconia	4	53	24	1	13	14	4	53	1
Stachybotrys	—	—	—	—	—	—	—	—	—
Torula	—	—	—	—	—	—	—	—	—
Ulocladium	—	—	—	—	—	—	—	—	—
Unidentified Spores	—	—	—	—	—	—	—	—	—
<b>Total Spores</b>	<b>17</b>	<b>227</b>		<b>7</b>	<b>93</b>		<b>682</b>	<b>9,093</b>	
Hyphal Fragments	9	120		4	53		6	80	
Pollen	—	—		—	—		2	27	
Debris Rating		3			3			3	
Detection Limit		13			13			13	

*Joshua Krinsky*  
**Joshua Krinsky**  
 Laboratory Technical Manager

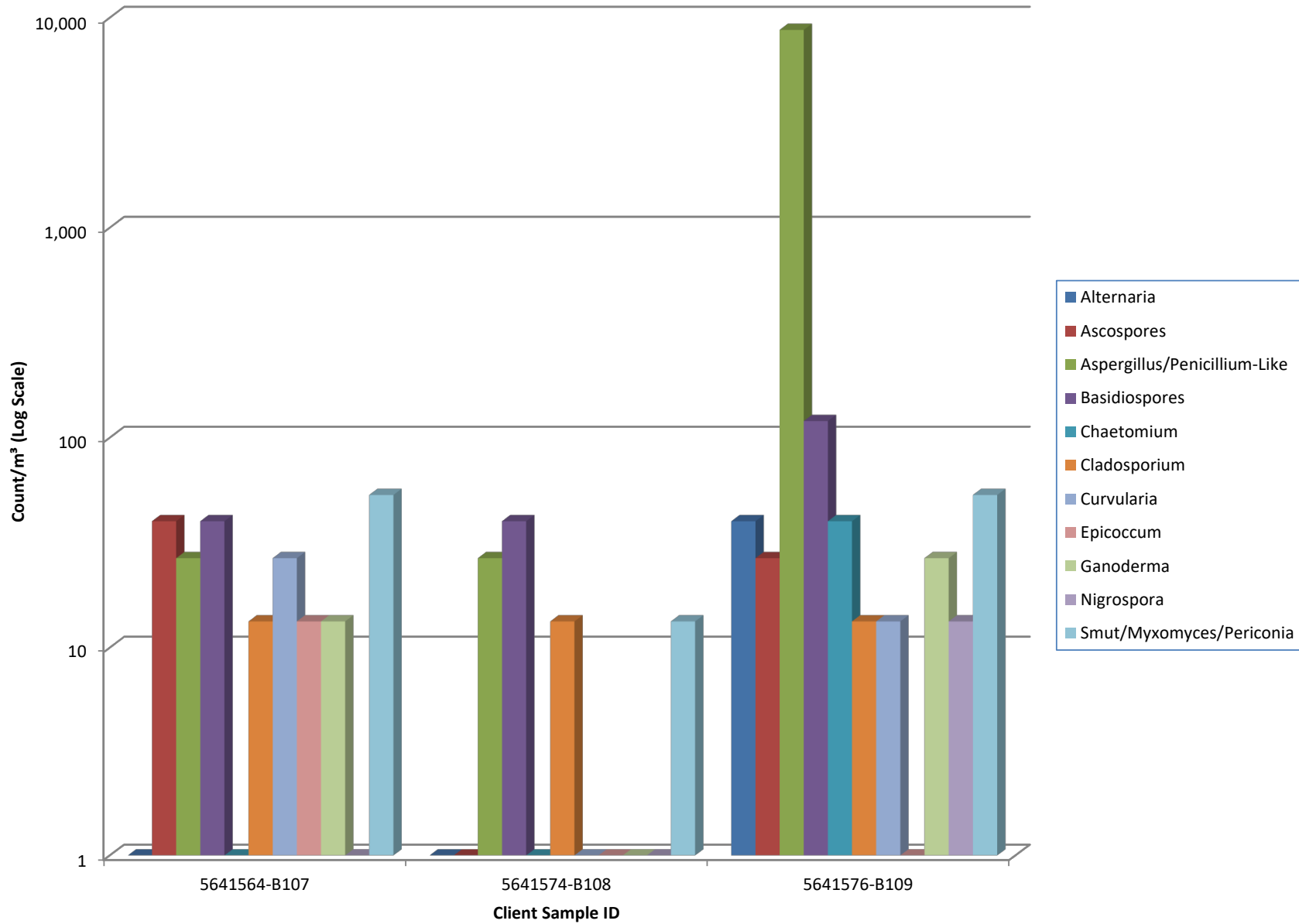
Results submitted pertain only to the samples as presented on the accompanying Chain of Custody.  
 This report shall not be reproduced, except in its entirety and with the written approval of Eurofins AEML.



### Project: Woodson Jr. High School, STX



### Project: Woodson Jr. High School, STX



Note: Graph may understate the importance of certain genre of spores.

---

## ***Definitions and Glossary***

### **Definitions**

**Mold** - A fungus that grows in the form of multicellular filaments called hyphae. Molds cause biodegradation of natural materials, which is necessary in nature but can become unwanted when it causes food spoilage or damage to property. Some diseases of animals and humans can be caused by certain molds. These diseases may result from allergic sensitivity to mold spores, from growth of pathogenic molds within the body, or from the effects of ingested or inhaled toxic compounds (mycotoxins) produced by molds.

**Fungi** - A Kingdom composed of eukaryotic organisms that include unicellular microorganisms such as molds, yeasts, smuts, and mushrooms. Fungi receive nutrients by absorbing dissolved molecules and are referred to as nature's decomposers.

**Spores** - Produced by molds and fungi as units of reproduction that have adapted for dispersal. Spores can disperse through the air, by insects, animals, or humans and remain dormant on a surface for years until favorable conditions for growth occur.

**Mycotoxin** - A toxic secondary metabolite produced by mold. The term 'mycotoxin' is usually reserved for the toxic chemical products produced by fungi that readily colonize crops. One mold species may produce many different mycotoxins, and the same mycotoxin may be produced by several species.

### **Glossary**

**Sample ID** - A unique internal identification assigned to the sample by the laboratory for traceability of the sample.

**Client Sample ID** - An identification given to the sample and provided to the laboratory by the person who collected the sample. This is typically the location the sample was collected.

**Volume Sampled** - The volume of air that was sampled displayed in liters. This is based on the flow rate of the sampling pump in Liters per minute and the time, in minutes, that the sample was collected.

**Media** - The device used for collection of the sample.

**Percent of Trace Analyzed** - The percent of the trace that was analyzed by the laboratory. When 100% of the trace is analyzed at 600X magnification, the entire impaction area of the sample is analyzed at a high level of magnification and provides the highest quality analysis.

**Raw Count** - Spore count present in the sample received by the laboratory.

**Count/m<sup>3</sup>** - An extrapolated count of spores that would be present in a cubic meter of air. This calculation is based on the volume of air sampled and the raw count.

---

## ***Definitions and Glossary***

### **Glossary**

**Percent (%)** - Percent composition of the sample. This is a breakdown of the percentage of the total spore count of the sample that each spore comprises.

**Debris Rating** - Background debris can interfere with the analyst's ability to analyze and accurately report the counts for each analyte. Therefore, a Debris Level system of 0-5 will be reported for each sample to aid clients in their interpretation of the data.

**Debris Level: 0** - No non-microbial particulates were observed in the impaction area. Since most air samples contain at least some debris, this indicates that the sample is either a blank sample submitted to the lab as a control, that there was an error sampling, or that a defective spore trap cassette was used.

**Debris Level: 1** - A minimal amount of background particulates are present. The background debris has no effect on the reported results.

**Debris Level: 2** - Non-microbial particulates are covering up to 25% of the trace.

**Debris Level: 3** - Non-microbial particulates are covering 26% to 75% of the trace.

**Debris Level: 4** - Non-microbial particulates are covering 76% to 90% of the trace.

**Debris Level: 5** - Non-microbial particulates are covering greater than 90% of the trace. An accurate count is not possible. A range of spores is reported based on the number of spores observed in and around the borders of the trace.

Debris Levels of 2, 3, or 4 contain background debris that could mask the presence of an analyte. The higher the level of debris, the greater the chance that this could occur.

**Detection Limit** - Also known as Method Detection Limit. This is the minimum number of spores that would need to be present in one cubic meter of air in order for one spore to be detected by this analysis. This calculation is based on the volume of air sampled and the percent of the trace analyzed.

### **Remediation**

**Remediation** - The process correcting, or remedying, any issues in the building that were identified by a mold assessor. This may include cleaning or removing any contaminated material, as well as, identifying and correcting any conditions that may be favorable for mold growth.

Eurofins AEML makes no claims pertaining to the necessity of remediation. The results contained in this report should be used in conjunction with a physical inspection of the property to determine what, if any, actions are necessary.

## Fungal Glossary



Typically found growing outdoors.



Potential allergen.




Considered water damage indicator.




Potential to produce mycotoxins.



### Alternaria

Description	Characteristics
<p>These are a common plant pathogen involved in the decomposition of plants. In the indoor environment they are found growing on a variety of substrates including sheetrock and other building materials. They are common allergens causing hay fever or hypersensitivity reactions.</p>	

### Arthrimum

Description	Characteristics
<p>These are a plant pathogen found in soil and decomposing plant material. Not typically found growing indoors. One species has been determined to be an allergen.</p>	

### Ascospores

Description	Characteristics
<p>These are a very large group of spores that are found everywhere in nature. They are commonly found outdoors and associated with rain and moisture. Some species grow well indoors on damp materials. Ascospores have allergenic potential, however, it is species dependent.</p>	 

## Fungal Glossary



Typically found growing outdoors.



Potential allergen.




Considered water damage indicator.




Potential to produce mycotoxins.


### Aspergillus/Penicillium-Like

Description	Characteristics
<p>These are two of the most common genera in the world. They can be found everywhere in nature, both indoors and outdoors. Indoors they can be found on water damaged wallpaper, carpet, and other organic materials. They can also grow well in conditions of high humidity. Many species are allergens and a common cause of respiratory irritation. Some species are human and animal pathogens and can cause infection.</p>	

### Basidiospores

Description	Characteristics
<p>These are primarily comprised of mushrooms and shelf fungi. They are typically found outdoors. Occasionally they are found indoors growing on any organic matter causing dry rot. Some species can be an allergen to sensitive individuals.</p>	

### Bipolaris/Dreschlera

Description	Characteristics
<p>These are a plant pathogen typically found outdoors on grasses, grains, and decaying food. Indoors they can be found on plants and building materials. They are an allergen that can affect the nose, skin, eyes and upper respiratory track.</p>	

## Fungal Glossary



Typically found growing outdoors.



Potential allergen.




Considered water damage indicator.




Potential to produce mycotoxins.


### Botrytis

Description	Characteristics
<p>These are a plant pathogen typically found growing on vegetation particularly in temperate and subtropical climates. Indoors they can be found growing on plants. They are a potential allergen causing hay fever and asthma effects.</p>	

### Chaetomium

Description	Characteristics
<p>These are typically found indoors on water damaged cellulose containing materials such as paper, sheetrock, and wallpaper. Not well studied but possible allergen with hay fever and asthma effects.</p>	

### Cladosporium

Description	Characteristics
<p>One of the most common genera in both the indoor and outdoor environments. Indoors they grow well in damp environments and areas where condensation builds. They are often found on textiles, window sills, in bathrooms, and A/C systems. They are a common allergen when airborne.</p>	



## Fungal Glossary



Typically found growing outdoors.



Potential allergen.



Considered water damage indicator.



Potential to produce mycotoxins.

Curvularia	
Description	Characteristics
<p>Primarily found outdoors on plants and soil especially in subtropical and tropical environments. Indoors they grow on a variety of building materials. They are a common allergen causing hay fever, asthma, and allergic fungal sinusitis.</p>	
Epicoccum	
Description	Characteristics
<p>Outdoors they are found in the soil, air, and rotting vegetation. Indoors they grow well on a variety of building materials such as paper and textiles. They are a potential allergen with hay fever, asthma, and skin allergy effects.</p>	
Fusarium	
Description	Characteristics
<p>Indoors they are typically found under very wet conditions. Some places they can be found are dust in carpet and mattresses, damp walls, wallpaper, and duct liner. They are a potential allergen causing hay fever and asthma effects.</p>	

## Fungal Glossary



Typically found growing outdoors.



Potential allergen.



Considered water damage indicator.



Potential to produce mycotoxins.

Ganoderma	
Description	Characteristics
<p>These are shelf mushrooms that are typically found growing outdoors on wood causing white rot, root rot, and stem rot. They are a possible allergen at high concentrations.</p>	
Memmoniella	
Description	Characteristics
<p>These are mycotoxin producing spores related to and often found in conjunction with Stachybotrys. These grow well on water damaged cellulose containing building materials such as sheetrock, paper, wallpaper, and textiles.</p>	
Nigrospora	
Description	Characteristics
<p>These are typically found on decaying plant material and soil and are usually not found growing indoors. They are a potential allergen causing hay fever and asthma effects.</p>	

## Fungal Glossary



Typically found growing outdoors.



Potential allergen.




Considered water damage indicator.




Potential to produce mycotoxins.


### Oidium/Peronospora

Description	Characteristics
<p>These are plant pathogens that are common obligate parasites on leaves, stems, flowers, and fruits of higher living plants.</p>	

### Pithomyces

Description	Characteristics
<p>These are typically found on dead leaves and stems of plants. Rarely found growing indoors; however, they grow well on paper indoors given the right conditions.</p>	

### Rust

Description	Characteristics
<p>These are parasitic plant pathogens that grow on plants, grass, and trees. They are rarely found growing indoors since they require a living host, and therefore typically not found on cellulose containing building materials. They are a potential allergen causing hay fever and asthma effects.</p>	

## Fungal Glossary



Typically found growing outdoors.



Potential allergen.




Considered water damage indicator.




Potential to produce mycotoxins.


### Smut/Myxomyces/Periconia

Description	Characteristics
<p>This is a grouping of several genera organized together in a general category that are mostly associated with living and decaying plants, wood, soil, grass, cereal crops, weeds, and flowering plants. These are rarely found growing indoors. They are a potential allergen causing hay fever and asthma effects.</p>	

### Stachybotrys

Description	Characteristics
<p>These are typically found indoors growing on water damaged cellulose containing building materials such as sheetrock, paper, and ceiling tiles. They are often referred to as "toxic black mold." They have the ability to produce mycotoxins which may cause a burning sensation in the mouth, throat, and nasal passages. Chronic exposure has been known to cause headaches, diarrhea, memory loss, and brain damage.</p>	

### Torula

Description	Characteristics
<p>These are typically found growing outdoors on leaves, roots, wood, and soil. Indoors they can be found growing on water damaged cellulose, paper, wicker, straw baskets and ceiling tiles. They are a potential allergen causing hay fever and asthma effects.</p>	

## Fungal Glossary



Typically found growing outdoors.



Potential allergen.




Considered water damage indicator.



Potential to produce mycotoxins.

### Ulocladium

Description	Characteristics
<p>Requires very wet conditions and can commonly be found indoors in damp or wet areas such as bathrooms, kitchens, basements, and around windows. These grow well on cellulose containing materials such as paper and straw and on water damaged building material such as sheetrock. They are a common allergen causing hay fever and asthma effects.</p>	

### Unidentified Spores

Description	Characteristics
<p>This is a grouping of spores that are unable to be categorized due to a variety of reasons. They may be weathered, disfigured, or otherwise lacking the morphological structures necessary to identify the genus.</p>	

### Hyphal Fragments

Description	Characteristics
<p>These are branched filamentous structures with cell walls. Hyphae are somewhat analogous to stems or roots in plants whereas the spores would be analogous to the seeds. Large quantities present may indicate an active fungal colony or active fungal growth in the structure.</p>	

## Fungal Glossary



Typically found growing outdoors.



Potential allergen.



Considered water damage indicator.



Potential to produce mycotoxins.

Pollen	
Description	Characteristics
<p>These are a fine to coarse powdery substance produced by the anthers of seed-bearing plants, trees, grasses, flowers, and weeds. They are an allergen that causes hay fever effects.</p>	

The information provided in this report is not intended to provide medical advice. This report is designed to be used for building diagnostic purposes only. Any determination of exposure or potential for exposure should be formed using the results in this report in conjunction with a physical inspection of the property. A medical professional must be consulted for any medical or health related information.

---

## ***References and Links***

Environmental Protection Agency (EPA) - [www.epa.gov/mold/](http://www.epa.gov/mold/)

A Brief Guide to Mold, Moisture, and Your Home - [www2.epa.gov/mold/brief-guide-mold-moisture-and-your-home](http://www2.epa.gov/mold/brief-guide-mold-moisture-and-your-home)

Should You Have the Air Ducts in Your Home Cleaned? - [www2.epa.gov/indoor-air-quality-iaq/should-you-have-air-ducts-your-home-cleaned](http://www2.epa.gov/indoor-air-quality-iaq/should-you-have-air-ducts-your-home-cleaned)

Flood Cleanup - Avoiding Indoor Air Quality Problems - [www2.epa.gov/indoor-air-quality-iaq/flood-cleanup-protect-indoor-air-quality](http://www2.epa.gov/indoor-air-quality-iaq/flood-cleanup-protect-indoor-air-quality)

Center for Disease Control and Prevention (CDC) - [www.cdc.gov/mold/](http://www.cdc.gov/mold/)

General Information - [www.cdc.gov/mold/basics.htm](http://www.cdc.gov/mold/basics.htm)

Cleanup and Remediation - [www.cdc.gov/mold/cleanup.htm](http://www.cdc.gov/mold/cleanup.htm)

Occupational Safety & Health Administration (OSHA) - [www.osha.gov/SLTC/molds](http://www.osha.gov/SLTC/molds)

American Academy of Allergy, Asthma & Immunology (AAAAI) - [www.aaaai.org](http://www.aaaai.org)

Institute of Inspection, Cleaning and Restoration Certification (IICRC) - [www.iicrc.org](http://www.iicrc.org)

Information and recommendations about mold can vary based on location and climate. More information can be found through your local state's and county's Indoor Air Quality programs. Links for your state's environmental agencies can be found through the EPA's website at:

<http://www2.epa.gov/indoor-air-quality-iaq/find-regional-and-state-indoor-air-quality-contact-information>