



Legislature of the Virgin Islands

P.O. Box 1690, Emancipation Garden Station
St. Thomas, U.S. Virgin Islands 00804

TEL: (340) 774-2478
FAX: (340) 774-2492

POST AUDIT DIVISION

June 14, 2023

COMMITTEE ON BUDGET, APPROPRIATION & FINANCE FISCAL YEAR 2024 BUDGET HEARING

VIRGIN ISLANDS FIRE & EMERGENCY MEDICAL SERVICES

TABLE OF CONTENTS

TITLE	PAGE NUMBER
BACKGROUND AND HISTORY	2
MISSION STATEMENT	2
ORGANIZATIONAL STRUCTURE	3
BUDGET OVERVIEW	3 – 4
FY 2024 BUDGET SUMMARY	4 – 5
BUDGET BY ACTIVITY CENTER	5 – 9
RENTAL PROPERTY	9
VEHICLES	9
FEDERAL GRANTS	10
CONTRACT LISTING	10
OUTSTANDING VENDOR PAYMENTS	10
MISCELLANEOUS SECTION	10
POST AUDITOR'S COMMENTS	11
APPENDIX I – PERSONNEL LISTING	12 – 20
APPENDIX II – VEHICLE LISTING	21 – 22

BACKGROUND AND HISTORY

The Virgin Islands Fire Service (VIFS) established within the Office of the Governor in 1979 is divided into two (2) districts – St. Thomas/St. John/Water Island and St. Croix. The Fire Service has eleven (11) fire facilities (station/houses) along with one sub-station on Water Island and two (2) Administrative offices territory-wide. The Agency’s four (4) main areas of operation are as follows:

- **Suppression Unit** – This Unit serves as the first responder tasked with the control and suppression of fire outbreaks as well as the containment of hazmat incidents.
- **Arson Prevention Unit** – This Unit is tasked with educating the public, investigating fires’ causes and origins, inspecting new and existing public places and businesses, planning for the construction of new buildings for public use, and ensuring fire safety code compliance. The goal of this Unit is to elevate territorial fire awareness, thus reducing the number of fire-related incidents.
- **Administration Unit** – This Unit, through operational efficiency and management of limited resources, provides the financial support to ensure that the Suppression and Prevention Units effectively achieve their goals.
- **Emergency Medical Services Unit** – The unit plays a vital role in the Emergency first responder network as it manages the ambulance system, sets standards for the delivery of emergency medical services territory wide, provides timely and appropriate treatment, care and transport to the next point of care and conducts training for all first responders in both the public and private sectors.

MISSION STATEMENT

The mission of the Virgin Islands Fire & Emergency Medical Services is “To save lives, protect property and the environment while enhancing the quality of life through public education, fire prevention, code enforcement, and response to fires, medical emergencies, hazardous materials incidents, and all other man-made or natural disasters.”

ORGANIZATIONAL STRUCTURE



BUDGET OVERVIEW

Exhibits I & II display a comparison between the General Fund appropriation for the VIFS in the amount of **\$33,369,428** for FY 2023 and the Governor’s FY 2024 recommendation in the amount of **\$33,483,806**. According to Act 8617, the Agency was to receive **\$33,746,207** which is **\$376,783** more than reported in the Fiscal Year 2024 Budget Book. This amount is also **\$262,401** more than the Governor’s Fiscal Year 2024 recommendation of **\$33,483,806**. The Agency’s Utilities of **\$390,000** was removed and placed in the Single Payer Utilities Fund, an additional **\$10,078.06** was given for Personnel Services and **\$3,139.32** for Fringe Benefits. As of June 8, 2023, the Agency’s allotment to date totals **\$24,584,171.76**, which leaves an unallotted balance of **\$8,619,252.62** for FY 2023 which only totals **\$33,203,424.38**.

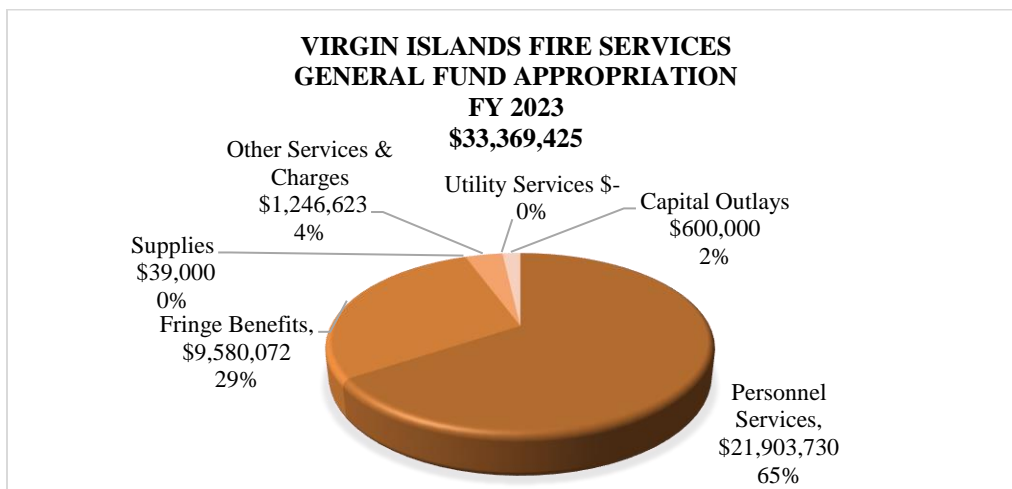


Exhibit I

Honorable Donna A. Frett-Gregory
 Budget Hearing FY 2024 – Virgin Islands Fire & Emergency Medical Services
 Page 4 of 22

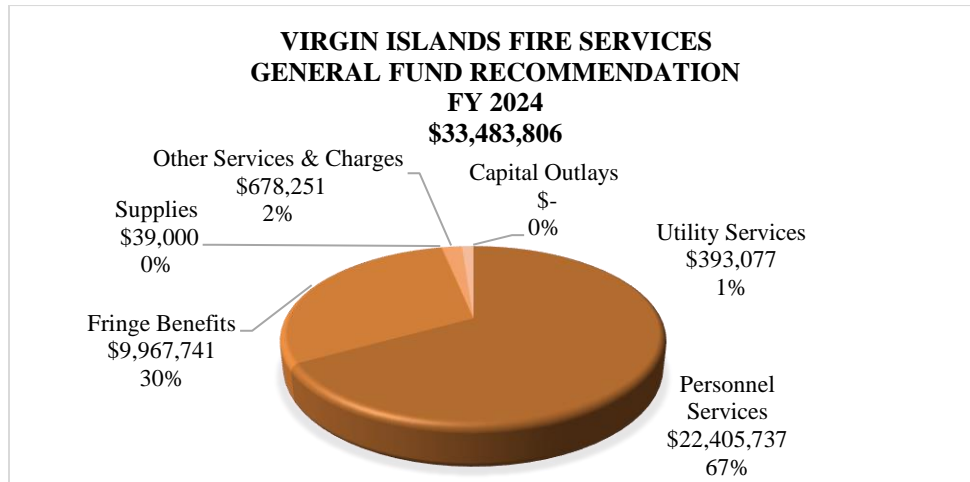


Exhibit II

FISCAL YEAR 2024 BUDGET SUMMARY

The Governor has projected a funding of **\$33,483,806** for Fiscal Year 2024. *Exhibit III* compares a three-year Financial Summary for the Virgin Islands Fire Services. The Agency is also slated to receive an additional **\$3,503,268** from Local Funds for a total funding of **\$36,987,074**.

Description	FY2022 Expenditure	FY2023 Revised Budget	2024 Gov. Recommend.	Variance	% Chg
Appropriated Funds:					
General Fund					
Personnel Services	\$ 17,663,286	\$ 21,903,730	\$ 22,405,737	\$ 502,007	2%
Fringe Benefits	\$ 7,868,145	\$ 9,580,072	\$ 9,967,741	\$ 387,669	4%
Supplies	\$ 3,779	\$ 39,000	\$ 39,000	\$ -	100%
Other Services & Charges	\$ 82,140	\$ 1,246,623	\$ 678,251	\$ 568,372	46%
Utility Services	\$ -	\$ -	\$ 393,077	\$ 393,077	100%
Capital Outlays	\$ -	\$ 600,000	\$ -	\$ 600,000	100%
Total General Fund	\$ 25,617,350	\$ 33,369,425	\$ 33,483,806	\$ 114,381	0%
Total Appropriated Funds	\$ 25,617,350	\$ 33,369,425	\$ 33,483,806	\$ 114,381	0%
Non-Appropriated Funds:					
Lapsing Funds					
Emergency Services Special Fund					
Supplies	\$ 199,887	\$ 280,000	\$ 415,578	\$ 135,578	48%
Other Services & Charges	\$ 308,731	\$ 225,920	\$ 250,000	\$ 24,080	11%
Capital Outlays	\$ 223,310	\$ 60,000	\$ -	\$ 60,000	100%
Total Emergency Services Special Fund	\$ 731,928	\$ 565,920	\$ 665,578	\$ 99,658	18%
Fire Service Emergency Fund					
Supplies	\$ 432,577	\$ 443,000	\$ 437,690	\$ 5,310	1%
Other Services & Charges	\$ 185,417	\$ 327,000	\$ 2,400,000	\$ 2,073,000	634%
Capital Outlays	\$ 126,509	\$ -	\$ -	\$ -	0%
Total Fire Service Emergency Fund	\$ 744,503	\$ 770,000	\$ 2,837,690	\$ 2,067,690	269%
Total Lapsing Funds	\$ 1,476,431	\$ 1,335,920	\$ 3,503,268	\$ 2,167,348	162%
Multi-Year Funds					
Federal Fund:					
Personnel Services	\$ 465,036	\$ -	\$ -	\$ -	0%
Fringe Benefits	\$ 240,519	\$ -	\$ -	\$ -	0%

Honorable Donna A. Frett-Gregory
Budget Hearing FY 2024 – Virgin Islands Fire & Emergency Medical Services
Page 5 of 22

Supplies	\$ 62,013	\$ 60,000	\$ -	\$ 60,000	100%
Other Services & Charges	\$ -	\$ -	\$ -	\$ -	0%
Capital Outlays	\$ 122,000	\$ -	\$ -	\$ -	0%
Total Federal Funds	\$ 889,568	\$ 60,000	\$ -	\$ 60,000	100%
Total Multi Year Fund	\$ 889,568	\$ 60,000	\$ -	\$ 60,000	100%
Total Non-Appropriated Funds	\$ 2,365,999	\$ 1,395,920	\$ 3,503,268	\$ 2,107,348	151%
Grand Total Funds	\$ 27,983,349	\$ 34,765,345	\$ 36,987,074	\$ 2,221,729	6%

Exhibit III

Fund Title	Average Revenues FY21 & FY22	Budgeted Revenues FY 22	Average Obligations FY21 & FY22	Budgeted Obligations as of March 31, 2023
Emergency Services Fund	\$ 2,276,803.52	\$ 2,241,455.78	\$ 2,553,828.68	\$ 592,591.80
Fire Service Emergency Fund	\$ 684,076.78	\$ 1,115,880.48	\$ 936,408.66	\$ 494,690.14

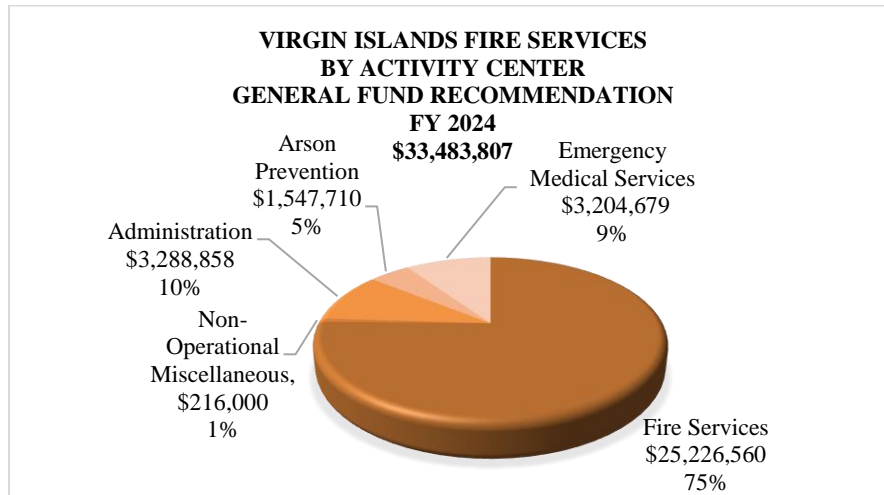
Based on Title 33, Section 3099, one-third of gross collections, under the Emergency Services Fund, will be applied to the Department of Health, VITEMA and Fire Services.

Based on Title 23, Section 603 and 605, all monies collected for fees and charges or sums appropriated thereto by the Legislature, under the Fire Service Emergency Fund, shall be disbursed upon authorization from the Director of the VI Fire Service.

As of May 31, 2023, fund balances reflect the following: **Emergency Services Special Fund – \$ 927,155.67; Fire Service Emergency Fund – \$276,135.80**

BUDGET BY ACTIVITY CENTER

The Post Audit analysis will include a presentation of the following four (4) operational and one (1) non-operational area within the Agency as submitted.



ORGANIZATION TYPE: Service, Administrative and Regulatory

Org 24000 Fire Service STT/STJ/STX

Functional Statement:

The Suppression provides emergency response and life safety educational programs to help minimize loss of life and property from fires and other emergencies. The Suppression Unit

Honorable Donna A. Frett-Gregory
Budget Hearing FY 2024 – Virgin Islands Fire & Emergency Medical Services
Page 6 of 22

responds to fire emergencies, basic medical emergencies, extrication, rescue and hazardous situations (provided by the HazMat Team).

Key Performance Indicator(s)	Trend	Target	Estimate
Percentage of firefighters trained to NFPA standards	Increase	90%	93.3%
Number of firefighter trainings conducted	Increase	70	122
Average response time STT-Day (minutes)	Decrease	9	9.4
Average response time STJ-Day (minutes)	Decrease	10	8.2
Average response time STX-Day (minutes)	Decrease	8	10.3
Percentage of personnel fully certified in areas beyond firefighting	Increase	65%	45.8%

The Fire Services STT/STJ/STX unit is expected to receive seventy-five percent (75%) of the Agency’s General Fund budget in the sum of **\$25,226,560** for Fiscal Year 2024. This is **\$2,998,440** more than the total appropriated for Fiscal Year 2023, due to an increase in all budgeted categories. This unit is expected to receive additional funds from the Emergency Services Special Fund (**\$665,578**), Fire Emergency Fund (**\$2,837,690**) for a FY 2024 Budget amount of **\$28,729,827**.

	Personnel Services	Fringe Benefits	Supplies	Other Svcs. & Chgs.	Utilities	Capital Outlay	Total	% Change
FY 24	\$17,016,368	\$ 7,717,115	\$ -	\$ 100,000	\$ 393,077	\$ -	\$ 25,226,560	13%
FY 23	\$15,035,449	\$ 7,192,671	\$ -	\$ -	\$ -	\$ -	\$ 22,228,120	
Variance	\$ 1,980,919	\$ 524,444	\$ -	\$ 100,000	\$ 393,077	\$ -	\$ 2,998,440	

	Personnel Services	Fringe Benefits	Supplies	Other Svcs. & Chgs.	Utilities	Capital Outlay	Total	% Change
FY 24	\$ -	\$ -	\$ 415,578	\$ 250,000	\$ -	\$ -	\$ 665,578	18%
FY 23	\$ -	\$ -	\$ 280,000	\$ 225,920	\$ -	\$ 60,000	\$ 565,920	
Variance	\$ -	\$ -	\$ 135,578	\$ 24,080	\$ -	\$ 60,000	\$ 99,658	

	Personnel Services	Fringe Benefits	Supplies	Other Svcs. & Chgs.	Utilities	Capital Outlay	Total	% Change
FY 24	\$ -	\$ -	\$ 437,690	\$ 2,400,000	\$ -	\$ -	\$ 2,837,690	273%
FY 23	\$ -	\$ -	\$ 428,000	\$ 332,000	\$ -	\$ -	\$ 760,000	
Variance	\$ -	\$ -	\$ 9,690	\$ 2,068,000	\$ -	\$ -	\$ 2,077,690	

Personnel Services cost for the Fire Services STT/STJ/STX in Fiscal Year 2023 will cover approximately two hundred and fifty-seven (256.5) positions under the General Fund; there are three new and two vacant positions funded at fifty percent (50%). There is also one vacant position funded at fully funded (100%). The division will see an increase in Personnel Services and Fringe Benefits in the amount of **\$2,505,363** due to salaries not being part funded by federal funds.

Fund 100 – Fire Service STT/STJ/STX	Total Personal Services Cost	Total Positions
Classified Filled	\$ 13,655,732	253.00
Classified Vacant	\$ 152,660	2.00
Classified New	\$ 65,550	1.50
Adjustment	\$ 3,142,426	
Total Fund 100 - Fire Service STT/STJ/STX	\$ 17,016,368	256.50

Honorable Donna A. Frett-Gregory
Budget Hearing FY 2024 – Virgin Islands Fire & Emergency Medical Services
Page 7 of 22

Org 24001 VIFS Non-Operational Miscellaneous

Functional Statement:

No functional statement was reported for this division.

No KPI’s or Personnel Services were reported for this division.

The Non-Operational Miscellaneous division is expected to receive 1 percent (1%) of the Agency’s General Fund budget in the sum of **\$216,000** for Fiscal Year 2024. This is **\$600,000** less than the total appropriated for Fiscal Year 2023, due to a decrease in Capital Outlay.

	Personnel Services	Fringe Benefits	Supplies	Other Svcs. & Chgs.	Utilities	Capital Outlay	Total	% Change
FY 24	\$ -	\$ -	\$ 39,000	\$ 177,000	\$ -	\$ -	\$ 216,000	74%
FY 23	\$ -	\$ -	\$ 39,000	\$ 177,000	\$ -	\$ 600,000	\$ 816,000	
Variance	\$ -	\$ -	\$ -	\$ -	\$ -	\$ 600,000	\$ 600,000	

Org 24010 Administration

Functional Statement:

The Administration Division oversees the agency’s financial resource support services. In efforts to be fiscally proactive responsible, it explores revenue-enhancing opportunities, such as grant applications and examines all departmental operations to ensure cost-efficiencies.

Key Performance Indicator(s)	Trend Goal	Target	Result
Average number of days to process NOPAs	Decrease	21	7.5
Average number of days to get invoice to Dept. of Finance	Decrease	15	9.7

The Administration division is expected to receive ten percent (10%) of the Agency’s General Fund budget in the sum of **\$3,288,858** for Fiscal Year 2024. This is **\$614,754** less than the total appropriated for Fiscal Year 2023, due to a decrease in Other Services & Charges.

	Personnel Services	Fringe Benefits	Supplies	Other Svcs. & Chgs.	Utilities	Capital Outlay	Total	% Change
FY 24	\$ 1,990,641	\$ 896,966	\$ -	\$ 401,251	\$ -	\$ -	\$ 3,288,858	16%
FY 23	\$ 1,978,252	\$ 855,737	\$ -	\$ 1,069,623	\$ -	\$ -	\$ 3,903,612	
Variance	\$ 12,389	\$ 41,229	\$ -	\$ 668,372	\$ -	\$ -	\$ 614,754	

Personnel Services cost for the Administration division in Fiscal Year 2024 will cover thirty-one (31) positions under the General Fund; there is 1 vacant position fully funded (100%). The Division will see an increase in Personnel Services and Fringe Benefits in the amount of **\$53,618**.

Honorable Donna A. Frett-Gregory
Budget Hearing FY 2024 – Virgin Islands Fire & Emergency Medical Services
Page 8 of 22

Fund 100 – Administration	Total Personal Services Cost	Total Positions
Unclassified Filled	\$ 1,534,000	21
Classified Filled	\$ 419,211	9
Classified Vacant	\$ 37,430	1
Adjustment	\$ -	
Total Fund 100 - Administration	\$ 1,990,641	31

Org 24020 Arson Investigation

Functional Statement:

The Arson Prevention Unit conducts fire safety inspections, arson investigations and provides public education, fire drills and fire prevention training throughout the communities.

Key Performance Indicator(s)	Trend Goal	Target	Result
Average number of days to complete inspections	Decrease	4	6.2
Number of fire prevention trainings conducted a year	Increase	75	21
Number of inspections completed in the year	Increase	3,900	2,175

The Arson Prevention unit is expected to receive five percent (5%) of the Agency’s General Fund budget in the sum of **\$1,547,710** for Fiscal Year 2024. This is **\$163,769** more than the total allocated for Fiscal Year 2023, due to an increase in Personnel Services and Fringe Benefits.

	Personnel Services	Fringe Benefits	Supplies	Other Svcs. & Chgs.	Utilities	Capital Outlay	Total	% Change
FY 24	\$ 1,107,675	\$ 440,035	\$ -	\$ -	\$ -	\$ -	\$ 1,547,710	12%
FY 23	\$ 959,793	\$ 424,148	\$ -	\$ -	\$ -	\$ -	\$ 1,383,941	
Variance	\$ 147,882	\$ 15,887	\$ -	\$ -	\$ -	\$ -	\$ 163,769	

Personnel Services cost for the Arson Prevention unit in Fiscal Year 2023 will cover fourteen (14) positions under the General Fund. The Division will see an increase in Personnel Services and Fringe Benefits in the amount of **\$167,769**.

Fund 100 – Arson Investigation & Prevention Unit	Total Personal Services Cost	Total Positions
Classified Filled	\$ 897,675	14
Adjustment	\$ 210,000	
Total Fund 100 - Arson Investigation & Prevention Unit	\$ 1,107,675	14

Org 24030 Emergency Medical Services

Functional Statement:

The Emergency Medical Services Division plays a vital role in the Emergency first responder network as it manages the ambulance system, sets standards for the delivery of emergency medical services territory wide, provides timely and appropriate treatment, care and transport to the next point of care and conducts training for all first responders in both the public and private sectors.

Honorable Donna A. Frett-Gregory
Budget Hearing FY 2024 – Virgin Islands Fire & Emergency Medical Services
Page 9 of 22

Key Performance Indicator(s)	Trend Goal	Target	Result
Percentage of medical request responded to	Increase	100	100

The Emergency Medical Services division is expected to receive nine percent (9%) of the Agency’s General Fund budget in the sum of **\$3,204,679** for Fiscal Year 2024. This is **\$1,833,072** less than the total allocated for Fiscal Year 2023, due to a decrease in Personnel Services and Fringe Benefits.

	Personnel Services	Fringe Benefits	Supplies	Other Svcs. & Chgs.	Utilities	Capital Outlay	Total	% Change
FY 24	\$ 2,291,054	\$ 913,625	\$ -	\$ -	\$ -	\$ -	\$ 3,204,679	100%
FY 23	\$ 3,930,235	\$ 1,107,516	\$ -	\$ -	\$ -	\$ -	\$ 5,037,751	
Variance	\$ 1,639,181	\$ 193,891	\$ -	\$ -	\$ -	\$ -	\$ 1,833,072	

Personnel Services cost for the Emergency Medical Services division in Fiscal Year 2023 will cover approximately thirty-two (31.5) positions under the General Fund; **there is one filled position funded at fifty percent (50%)**. The Division will see a decrease in Personnel Services and Fringe Benefits in the amount of **\$1,833,072**.

Fund 100 – VIFS EMS from DOH Unit	Total Personal Services Cost	Total Positions
Unclassified Filled	\$ 180,000	2
Classified Filled	\$ 1,464,509	26.5
Classified Vacant	\$ 146,545	3
Adjustment	\$ 500,000	
Total Fund 100 - VIFS EMS from DOH Unit	\$ 2,291,054	31.5

RENTAL PROPERTY

Exhibit IV displays a listing of Fire Service’s rental property of **\$111,195**.

Landlord	Address	Funding Source	Sq. Ft	Annual Rent	Termination Date
Alm Holding Co.	3019 Orange Grove Christiansted, VI 00820	General	5,500	\$ 55,275	30-Nov-22
Norris Benjamin dba Benjamin Rentals	208 & 209 Est. Grove Place Frederiksted, VI 00840	Emergency	2,400	\$ 30,000	31-Mar-24
Alm Holding Co.	9010 Est. Cottage Suite 2 Christiansted, VI 00820	Emergency	864	\$ 25,920	30-Sep-24
Total			8,764	\$ 111,195	

Exhibit IV

VEHICLES

Virgin Islands Fire and Emergency Medical Services has a total of **91** vehicles in its fleet, **53 (14 are EMS Vehicles)** are assigned to St. Croix and **38** for St. Thomas/St. John. All vehicle maintenance is done by the VI Fire Service maintenance employees. *Appendix II* provides a listing of the Fire Service’s vehicles for FY 2022.

FEDERAL GRANTS

Exhibit V provides a listing of the VIFEMS Federal Grants for FY 2024.

Grant Title	Type	Project No.	CFDA	Grant Period	Received	Expended	Available
Virgin Islands Cooperative Fire Program	USDA Forest Service	F2415	10.698	6/14/2021-9/30/2023	\$ 60,000	\$ -	\$ 60,000
SAFER GRANT - Salaries	FEMA-SAFER	F2408	97.083	3/11/2020-3/10/2023	\$ 2,095,495	\$ 2,095,495	\$ -
Emergency Med Response Training & Decontamination Equipment	VITEMA	F2328	97.067	9/1/2020-8/31/2023	\$ 115,390	\$ 95,798	\$ 19,592
DOI-CIP Grant	DOI-CIP	F2414	15.875	10/01/2020-09/30/2025	\$ 232,000	\$ 225,000	\$ 7,000
Virgin Islands Cooperative Fire Program	USDA Forest Service	F2417	10.698	7/18/2022-9/30/2024	\$ 60,000	\$ -	\$ 60,000
Total					\$ 2,562,885	\$ 2,416,293	\$ 146,592

Exhibit V

CONTRACT LISTING

Exhibit VI provides a listing of the VIFEMS Contract for FY 2023.

Vendor Name	Contract #	Purpose	Type of Service	Period	Amount
Crystal Clear Cleaning	PO-23-240-2401-357	Janitorial services for Admin and Prevention Units on STT	Professional Service	12/19/2022-09/30/2023	\$ 18,000.00
Wilson Janitorial dba Wilson Janitorial	S070KGVIC21	Janitorial Services for the Admin and Prevention Units on STX	Professional Service	10/1/2022 - 09/30/2023	\$ 9,900.00
Grand Total					\$ 27,900.00

Exhibit VI

OUTSTANDING VENDOR PAYMENTS

The VIFEMS one (1) payment to SOS Safety for the purchase of NFPA mandated SCBAs for Firefighter for a total of **\$168,000**.

MISCELLANEOUS SECTION

Exhibit VII provides a listing of the VIFEMS Miscellaneous Section for FY 2024.

Program	FY2023 Budget	FY2024 Recommendation	Allotment to Date	Available
Junior Firefighters Youth Program*	\$ 50,000	\$ 50,000	\$ 37,499	\$ 12,502
Contract - Ambulance Boat	\$ 166,000	\$ 166,000	\$ -	\$ 166,000
Purchase New Trucks – VIFS	\$ 600,000	\$ -	\$ 149,994	\$ 450,006
Total	\$ 816,000	\$ 216,000	\$ 187,493	\$ 628,508

*According to the Agency’s submission, \$12,579.43 has been disbursed with a balance of \$37,183.16.

Exhibit VII

POST AUDITOR’S COMMENTS

The Virgin Islands Fire Service Fiscal Year 2024 Governor’s Recommended Budget is as follows:

<u>\$ 33,483,806</u>	General Fund FY 2024 Recommended Budget
\$ 33,483,806	Total General Fund FY 2023 Recommended Budget
\$ 665,578	Emergency Services Special Fund
<u>\$ 2,837,690</u>	Fire Service Emergency Fund
\$ 3,503,268	Total FY 2023 Unappropriated Other Funds
\$ 36,987,074	Total Recommended FY 2023 VI Fire Service Operating Budget

Act No. 8617 appropriated **\$33,746,207** for Fiscal Year 2023. This amount is **\$262,401** more than the Governor’s Fiscal Year 2024 recommendation of **\$33,483,806**.



Vincent Samuel
Post Auditor

APPENDIX I

LEGISLATURE OF THE VIRGIN ISLANDS
 POST AUDIT DIVISION

COMMITTEE ON FINANCE
 BUDGET HEARING FISCAL YEAR 2023
 VIRGIN ISLANDS FIRE SERVICES
 PERSONNEL LISTING

POSITION TITLE	FY 2023 SALARY		STATUS
240 VIRGIN ISLANDS FIRE & EMERGENCY MEDICAL SERVICES			
2400 FIRE SERVICES			
24000 FIRE SERVICES STT/STJ/STX			
<u>CLASSIFIED</u>			
FIREFIGHTER/EMT	\$ 50,100.00		FILLED
FIRE SERGEANT	\$ 64,682.00		FILLED
FIREFIGHTER	\$ 21,850.00		NEW
FIREFIGHTER	\$ 58,840.90		FILLED
FIRE LIEUTENANT	\$ 83,825.45		FILLED
FIREFIGHTER	\$ 48,510.45		FILLED
FIRE CORPORAL	\$ 73,133.40		FILLED
FIRE CORPORAL	\$ 60,494.60		FILLED
FIREFIGHTER	\$ 62,120.70		FILLED
FIRE CORPORAL	\$ 77,979.85		FILLED
FIREFIGHTER/EMT	\$ 43,700.00		FILLED
FIREFIGHTER	\$ 65,904.20		FILLED
FIREFIGHTER	\$ 43,700.00		FILLED
FIREFIGHTER	\$ 51,929.00		FILLED
FIREFIGHTER	\$ 52,517.05		FILLED
FIREFIGHTER	\$ 65,904.20		FILLED
FIREFIGHTER	\$ 52,517.05		FILLED
FIREFIGHTER/EMT	\$ 52,426.00		FILLED
FIREFIGHTER/EMT	\$ 43,700.00		FILLED
FIRE LIEUTENANT	\$ 82,500.00		FILLED
FIREFIGHTER	\$ 61,500.00		FILLED
FIREFIGHTER	\$ 47,794.00		FILLED
FIREFIGHTER/EMT	\$ 43,700.00		FILLED
FIREFIGHTER	\$ 43,700.00		FILLED
FIREFIGHTER	\$ 58,840.90		FILLED
FIREFIGHTER	\$ 43,700.00		FILLED
FIREFIGHTER/EMT	\$ 43,700.00		FILLED
FIREFIGHTER	\$ 56,507.00		FILLED
FIRE CORPORAL/EMT	\$ 69,424.00		FILLED
FIREFIGHTER	\$ 49,976.70		FILLED
FIRE CAPTAIN	\$ 87,385.05		FILLED
FIREFIGHTER	\$ 43,700.00		FILLED
EMERGENCY MEDICAL TECHNICIAN	\$ 47,999.85		FILLED
FIREFIGHTER	\$ 60,311.75		FILLED
FIREFIGHTER	\$ 48,510.45		FILLED

Honorable Donna A. Frett-Gregory
Budget Hearing FY 2024 – Virgin Islands Fire & Emergency Medical Services
Page 13 of 22

FIREFIGHTER/EMT	\$ 43,700.00		FILLED
FIREFIGHTER/EMT	\$ 43,700.00		FILLED
FIRE LIEUTENANT	\$ 70,145.00		FILLED
FIREFIGHTER	\$ 43,700.00		FILLED
FIREFIGHTER	\$ 58,840.90		FILLED
FIREFIGHTER	\$ 48,510.45		FILLED
FIREFIGHTER/EMT	\$ 43,700.00		FILLED
FIREFIGHTER/EMT	\$ 43,700.00		FILLED
FIRE CAPTAIN	\$ 85,545.95		FILLED
FIREFIGHTER/EMT	\$ 47,794.00		FILLED
FIRE CORPORAL	\$ 71,015.40		FILLED
FIREFIGHTER/EMT	\$ 54,439.40		FILLED
FIREFIGHTER	\$ 43,700.00		FILLED
FIREFIGHTER/EMT	\$ 21,850.00		NEW
FIRE LIEUTENANT	\$ 76,201.30		FILLED
EMERGENCY MEDICAL TECHNICIAN	\$ 47,054.55		FILLED
FIREFIGHTER	\$ 54,358.70		FILLED
FIREFIGHTER/EMT	\$ 43,700.00		FILLED
FIREFIGHTER/EMT	\$ 50,650.00		FILLED
FIREFIGHTER/EMT	\$ 52,088.70		FILLED
EMERGENCY MEDICAL SERVICES COORDINATOR	\$ 99,222.00		VACANT
FIREFIGHTER	\$ 47,794.00		FILLED
FIREFIGHTER/EMT	\$ 45,928.70		FILLED
FIREFIGHTER	\$ 60,311.75		FILLED
FIRE LIEUTENANT	\$ 70,145.30		FILLED
FIRE CAPTAIN	\$ 87,567.05		FILLED
FIREFIGHTER	\$ 52,388.70		FILLED
FIREFIGHTER/EMT	\$ 43,700.00		FILLED
FIREFIGHTER	\$ 49,976.70		FILLED
FIREFIGHTER/EMT	\$ 43,700.00		FILLED
FIREFIGHTER	\$ 48,510.45		FILLED
FIRE CORPORAL	\$ 77,431.80		FILLED
FIREFIGHTER/EMT	\$ 21,850.00		NEW
FIRE CORPORAL	\$ 56,154.50		FILLED
FIREFIGHTER	\$ 54,372.00		FILLED
FIREFIGHTER	\$ 53,988.70		FILLED
FIREFIGHTER/EMT	\$ 45,600.00		FILLED
FIRE CORPORAL	\$ 57,851.90		FILLED
FIREFIGHTER/EMT	\$ 51,529.00		FILLED
FIREFIGHTER/EMT	\$ 43,700.00		FILLED
FIRE CORPORAL	\$ 58,719.00		FILLED
FIREFIGHTER/EMT	\$ 43,700.00		FILLED
FIREFIGHTER/EMT	\$ 45,928.70		FILLED
FIREFIGHTER	\$ 58,840.90		FILLED
FIREFIGHTER	\$ 49,976.70		FILLED
FIREFIGHTER	\$ 48,510.45		FILLED
FIREFIGHTER/EMT	\$ 43,700.00		FILLED
EMERGENCY MEDICAL TECHNICIAN	\$ 47,054.55		FILLED
FIREFIGHTER/EMT	\$ 43,700.00		FILLED
FIREFIGHTER	\$ 63,984.85		FILLED
FIREFIGHTER/EMT	\$ 52,388.70		FILLED
FIREFIGHTER	\$ 51,487.80		FILLED

Honorable Donna A. Frett-Gregory
Budget Hearing FY 2024 – Virgin Islands Fire & Emergency Medical Services
Page 14 of 22

FIREFIGHTER/EMT	\$ 50,100.00	FILLED
FIREFIGHTER	\$ 51,487.80	FILLED
FIRE CORPORAL	\$ 56,996.30	FILLED
FIREFIGHTER	\$ 50,510.45	FILLED
FIREFIGHTER	\$ 49,238.40	FILLED
FIRE SERGEANT	\$ 74,007.00	FILLED
FIRE CAPTAIN	\$ 86,093.60	FILLED
FIRE CORPORAL	\$ 60,494.60	FILLED
FIREFIGHTER/EMT	\$ 45,928.70	FILLED
FIREFIGHTER/EMT	\$ 43,700.00	FILLED
FIRE SERGEANT	\$ 65,978.00	FILLED
FIRE SERGEANT	\$ 63,477.70	FILLED
PARAMEDIC	\$ 26,719.10	VACANT
FIREFIGHTER	\$ 68,389.00	FILLED
FIRE CORPORAL	\$ 56,154.50	FILLED
FIREFIGHTER/EMT	\$ 47,794.00	FILLED
FIREFIGHTER/EMT	\$ 51,300.00	FILLED
FIREFIGHTER/EMT	\$ 50,100.00	FILLED
FIREFIGHTER	\$ 47,794.00	FILLED
FIRE CAPTAIN	\$ 74,927.10	FILLED
FIREFIGHTER/EMT	\$ 43,700.00	FILLED
PARAMEDIC	\$ 26,719.10	VACANT
FIREFIGHTER/EMT	\$ 43,700.00	FILLED
FIRE CORPORAL	\$ 70,086.85	FILLED
FIREFIGHTER/EMT	\$ 45,928.70	FILLED
FIRE CORPORAL	\$ 65,801.85	FILLED
FIREFIGHTER	\$ 45,928.70	FILLED
FIREFIGHTER/EMT	\$ 43,700.00	FILLED
FIREFIGHTER	\$ 49,976.70	FILLED
FIREFIGHTER/EMT	\$ 43,700.00	FILLED
FIRE CORPORAL	\$ 57,851.90	FILLED
FIREFIGHTER	\$ 47,794.00	FILLED
FIRE SERGEANT	\$ 67,844.00	FILLED
FIREFIGHTER/EMT	\$ 45,928.70	FILLED
FIRE CORPORAL	\$ 54,503.10	FILLED
FIREFIGHTER/EMT	\$ 48,728.70	FILLED
FIRE SERGEANT	\$ 63,477.70	FILLED
FIREFIGHTER	\$ 52,517.05	FILLED
FIREFIGHTER/EMT	\$ 51,300.00	FILLED
FIREFIGHTER/EMT	\$ 43,700.00	FILLED
FIREFIGHTER	\$ 50,100.00	FILLED
FIREFIGHTER/EMT	\$ 43,700.00	FILLED
FIREFIGHTER/EMT	\$ 43,700.00	FILLED
FIREFIGHTER	\$ 51,487.80	FILLED
FIREFIGHTER/EMT	\$ 47,928.70	FILLED
FIREFIGHTER	\$ 43,700.00	FILLED
FIREFIGHTER/EMT	\$ 43,700.00	FILLED
FIREFIGHTER/EMT	\$ 45,928.70	FILLED
FIREFIGHTER	\$ 51,487.80	FILLED
FIREFIGHTER	\$ 47,794.00	FILLED
FIREFIGHTER	\$ 43,700.00	FILLED
FIRE LIEUTENANT	\$ 89,228.75	FILLED

Honorable Donna A. Frett-Gregory
Budget Hearing FY 2024 – Virgin Islands Fire & Emergency Medical Services
Page 15 of 22

FIREFIGHTER	\$ 52,179.00	FILLED
FIRE CORPORAL	\$ 71,073.00	FILLED
FIREFIGHTER	\$ 45,928.00	FILLED
FIRE CORPORAL	\$ 58,996.30	FILLED
FIREFIGHTER	\$ 51,487.80	FILLED
FIRE LIEUTENANT	\$ 93,305.00	FILLED
FIRE CAPTAIN	\$ 88,694.90	FILLED
FIREFIGHTER	\$ 47,794.00	FILLED
FIREFIGHTER/EMT	\$ 43,700.00	FILLED
FIREFIGHTER	\$ 63,125.90	FILLED
FIREFIGHTER/EMT	\$ 43,700.00	FILLED
FIREFIGHTER/EMT	\$ 50,100.00	FILLED
FIREFIGHTER	\$ 56,005.00	FILLED
FIREFIGHTER/EMT	\$ 43,700.00	FILLED
FIREFIGHTER/EMT	\$ 45,928.70	FILLED
FIRE CORPORAL	\$ 58,719.00	FILLED
FIREFIGHTER/EMT	\$ 46,388.70	FILLED
FIREFIGHTER	\$ 52,425.60	FILLED
FIRE CORPORAL	\$ 62,426.50	FILLED
FIRE CORPORAL	\$ 61,154.50	FILLED
FIREFIGHTER	\$ 47,794.00	FILLED
FIREFIGHTER	\$ 60,840.90	FILLED
FIREFIGHTER/EMT	\$ 45,928.70	FILLED
FIREFIGHTER/EMT	\$ 43,700.00	FILLED
FIREFIGHTER	\$ 56,005.00	FILLED
FIREFIGHTER	\$ 47,794.00	FILLED
FIREFIGHTER	\$ 51,487.80	FILLED
FIREFIGHTER	\$ 50,889.00	FILLED
FIREFIGHTER/EMT	\$ 57,700.00	FILLED
FIREFIGHTER/EMT	\$ 51,487.80	FILLED
FIRE SERGEANT	\$ 79,813.40	FILLED
FIRE CORPORAL	\$ 70,861.85	FILLED
FIREFIGHTER/EMT	\$ 47,794.00	FILLED
FIREFIGHTER/EMT	\$ 52,425.60	FILLED
FIREFIGHTER	\$ 63,984.85	FILLED
FIREFIGHTER	\$ 51,487.80	FILLED
FIREFIGHTER	\$ 40,338.00	FILLED
FIREFIGHTER	\$ 43,700.00	FILLED
FIRE CORPORAL	\$ 73,133.00	FILLED
FIREFIGHTER/EMT	\$ 43,700.00	FILLED
FIREFIGHTER	\$ 48,088.70	FILLED
FIRE CORPORAL	\$ 56,154.50	FILLED
FIRE CORPORAL	\$ 56,996.30	FILLED
FIREFIGHTER	\$ 54,660.00	FILLED
FIREFIGHTER	\$ 51,487.80	FILLED
FIRE LIEUTENANT	\$ 73,528.00	FILLED
EMERGENCY MEDICAL TECHNICIAN	\$ 47,054.55	FILLED
FIREFIGHTER/EMT	\$ 45,928.70	FILLED
FIREFIGHTER	\$ 58,840.90	FILLED
FIRE CORPORAL	\$ 62,810.00	FILLED
FIREFIGHTER	\$ 43,700.00	FILLED
FIREFIGHTER	\$ 48,510.45	FILLED

Honorable Donna A. Frett-Gregory
Budget Hearing FY 2024 – Virgin Islands Fire & Emergency Medical Services
Page 16 of 22

FIREFIGHTER/EMT	\$ 45,928.70	FILLED
FIRE CORPORAL	\$ 56,996.30	FILLED
FIREFIGHTER	\$ 43,700.00	FILLED
FIREFIGHTER/EMT	\$ 45,928.70	FILLED
FIREFIGHTER	\$ 58,840.90	FILLED
FIREFIGHTER/EMT	\$ 43,700.00	FILLED
FIRE LIEUTENANT	\$ 78,701.00	FILLED
FIREFIGHTER	\$ 53,688.70	FILLED
FIREFIGHTER/EMT	\$ 43,700.00	FILLED
FIREFIGHTER	\$ 51,487.80	FILLED
FIREFIGHTER/EMT	\$ 43,700.00	FILLED
FIREFIGHTER	\$ 60,810.00	FILLED
FIREFIGHTER	\$ 47,794.00	FILLED
FIREFIGHTER/EMT	\$ 43,700.00	FILLED
FIREFIGHTER/EMT	\$ 46,388.70	FILLED
FIREFIGHTER	\$ 51,528.00	FILLED
FIREFIGHTER/EMT	\$ 43,700.00	FILLED
FIRE CORPORAL	\$ 56,154.50	FILLED
FIREFIGHTER/EMT	\$ 42,560.00	FILLED
FIREFIGHTER	\$ 48,510.45	FILLED
FIRE CAPTAIN	\$ 82,331.95	FILLED
FIRE CORPORAL	\$ 63,768.00	FILLED
FIREFIGHTER	\$ 58,840.90	FILLED
FIREFIGHTER/EMT	\$ 53,988.70	FILLED
FIREFIGHTER	\$ 53,487.80	FILLED
FIRE SERGEANT	\$ 62,539.30	FILLED
FIREFIGHTER	\$ 58,841.00	FILLED
FIREFIGHTER	\$ 54,261.70	FILLED
FIREFIGHTER	\$ 43,700.00	FILLED
FIREFIGHTER	\$ 50,726.50	FILLED
FIREFIGHTER	\$ 46,388.70	FILLED
FIREFIGHTER/EMT	\$ 45,928.70	FILLED
FIREFIGHTER/EMT	\$ 43,700.00	FILLED
FIRE CORPORAL	\$ 69,844.40	FILLED
FIREFIGHTER	\$ 56,005.00	FILLED
FIREFIGHTER	\$ 52,425.60	FILLED
FIRE CORPORAL	\$ 55,963.75	FILLED
FIREFIGHTER	\$ 43,700.00	FILLED
FIRE CORPORAL	\$ 61,704.40	FILLED
FIREFIGHTER/EMT	\$ 43,700.00	FILLED
FIREFIGHTER	\$ 49,238.40	FILLED
FIREFIGHTER/EMT	\$ 43,700.00	FILLED
FIREFIGHTER	\$ 43,700.00	FILLED
FIRE CAPTAIN	\$ 86,093.60	FILLED
FIREFIGHTER/EMT	\$ 50,100.00	FILLED
FIREFIGHTER	\$ 43,700.00	FILLED
FIREFIGHTER/EMT	\$ 45,928.70	FILLED
FIREFIGHTER	\$ 53,487.80	FILLED
FIREFIGHTER/EMT	\$ 43,700.00	FILLED
FIREFIGHTER	\$ 43,700.00	FILLED
FIREFIGHTER	\$ 45,700.00	FILLED
FIRE CORPORAL	\$ 60,719.00	FILLED

Honorable Donna A. Frett-Gregory
Budget Hearing FY 2024 – Virgin Islands Fire & Emergency Medical Services
Page 17 of 22

PARAMEDIC	\$ 56,726.05		FILLED
FIREFIGHTER	\$ 43,700.00		FILLED
FIREFIGHTER	\$ 51,487.80		FILLED
FIREFIGHTER/EMT	\$ 43,700.00		FILLED
FIREFIGHTER/EMT	\$ 43,700.00		FILLED
FIREFIGHTER	\$ 51,976.70		FILLED
FIREFIGHTER	\$ 63,984.85		FILLED
FIRE CORPORAL	\$ 60,494.60		FILLED
FIREFIGHTER/EMT	\$ 43,700.00		FILLED
FIREFIGHTER	\$ 48,510.45		FILLED
FIRE LIEUTENANT	\$ 82,090.45		FILLED
FIREFIGHTER/EMT	\$ 45,928.70		FILLED
FIREFIGHTER	\$ 51,487.80		FILLED
FIREFIGHTER	\$ 48,510.45		FILLED
FIREFIGHTER/EMT	\$ 45,928.70		FILLED
FIREFIGHTER/EMT	\$ 43,700.00		FILLED
SUB-TOTAL	\$ 13,873,941.85	256.5	
ADJUSTMENT			
NIGHT DIFFERENTIAL	\$ 673,678.00		
NIGHT DIFFERENTIAL	\$ 476,573.00		
OTHER DIFFERENTIAL	\$ 32,175.00		
UNIFORM ALLOWANCE	\$ -		
UNIFORM ALLOWANCE	\$ -		
LUMP SUM	\$ 130,000.00		
LUMP SUM	\$ 130,000.00		
OVERTIME	\$ 850,000.00		
OVERTIME	\$ 850,000.00		
SUB-TOTAL	\$ 3,142,426.00		
1240001 FUND 100 TOTAL	\$ 17,016,367.85	256.5	
1240001 ACTIVITY	\$ 17,016,367.85	256.5	
240 VIRGIN ISLANDS FIRE & EMERGENCY MEDICAL SERVICES			
2400 FIRE SERVICES			
24010 ADMINISTRATION			
UNCLASSIFIED			
EMERGENCY VEHICLE TECHNICIAN	\$ 50,000.00		FILLED
MEDICAL DIRECTOR	\$ 98,500.00		FILLED
DIRECTOR	\$ 102,000.00		FILLED
DIRECTOR OF HUMAN RESOURCES AND PAYROLL	\$ 70,000.00		FILLED
ASSISTANT DIRECTOR	\$ 97,000.00		FILLED
MAIN EMERGENCY TECH HELPER	\$ 30,000.00		FILLED
EMERGENCY VEHICLE TECHNICIAN	\$ 60,500.00		FILLED
FIRE CHIEF	\$ 90,000.00		FILLED
FIRE CHIEF	\$ 90,000.00		FILLED
TERRITORIAL TRAINING COORDINATOR	\$ 94,500.00		FILLED
CHIEF FINANCIAL OFFICER	\$ 80,000.00		FILLED
DEPUTY FIRE CHIEF	\$ 82,500.00		FILLED
DEPUTY FIRE CHIEF - STJ	\$ 82,500.00		FILLED

Honorable Donna A. Frett-Gregory
Budget Hearing FY 2024 – Virgin Islands Fire & Emergency Medical Services
Page 18 of 22

MAIN EMERGENCY TECH HELPER	\$ 45,000.00		FILLED
EXECUTIVE ASSISTANT TO THE DIRECTOR	\$ 65,000.00		FILLED
EMERGENCY VEHICLE TECHNICIAN	\$ 50,000.00		FILLED
ASSISTANT DIRECTOR OF EMS	\$ 97,000.00		FILLED
ADMINISTRATIVE COORDINATOR	\$ 45,000.00		FILLED
PUBLIC INFORMATION OFFICER	\$ 60,000.00		FILLED
EMERGENCY VEHICLE TECHNICIAN	\$ 62,000.00		FILLED
DEPUTY FIRE CHIEF	\$ 82,500.00		FILLED
SUB-TOTAL	\$ 1,534,000.00	21.0	
CLASSIFIED			
PAYROLL AUDIT ANALYST	\$ 51,169.82		FILLED
RECEPTIONIST/COLLECTOR	\$ 37,430.00		VACANT
PERSONNEL RELATIONS ADMINISTRATOR	\$ 58,115.20		FILLED
ADMINISTRATIVE OFFICER I	\$ 39,709.00		FILLED
ADMINISTRATIVE OFFICER II	\$ 46,535.00		FILLED
PAYROLL AUDIT ANALYST	\$ 55,878.72		FILLED
RECEPTIONIST/COLLECTOR	\$ 37,430.00		FILLED
ADMINISTRATIVE OFFICER I	\$ 43,429.00		FILLED
PAYROLL AUDIT ANALYST	\$ 46,413.00		FILLED
RECEPTIONIST/COLLECTOR	\$ 40,531.00		FILLED
SUB-TOTAL	\$ 456,640.74	10.0	
240101 FUND 100 TOTAL	\$ 1,990,640.74	31.0	
240101 ACTIVITY	\$ 1,990,640.74	31.0	
240 VIRGIN ISLANDS FIRE & EMERGENCY MEDICAL SERVICES			
2400 FIRE SERVICES			
24020 ARSON PREVENTION			
CLASSIFIED			
DEPUTY FIRE INSPECTOR III	\$ 46,547.20		FILLED
FIRE MARSHAL	\$ 83,847.68		FILLED
FIRE INSPECTOR	\$ 74,390.08		FILLED
DEPUTY FIRE INSPECTOR II	\$ 67,332.00		FILLED
DEPUTY FIRE INSPECTOR II	\$ 67,329.92		FILLED
DEPUTY FIRE INSPECTOR II	\$ 60,008.48		FILLED
FIRE LIEUTENANT	\$ 71,153.16		FILLED
DEPUTY FIRE INSPECTOR III	\$ 60,279.96		FILLED
FIRE LIEUTENANT	\$ 63,205.05		FILLED
DEPUTY FIRE INSPECTOR III	\$ 44,730.56		FILLED
DEPUTY FIRE INSPECTOR II	\$ 59,589.60		FILLED
FIRE MARSHAL	\$ 87,321.12		FILLED
DEPUTY FIRE INSPECTOR II	\$ 58,509.44		FILLED
DEPUTY FIRE INSPECTOR III	\$ 53,430.56		FILLED
SUB-TOTAL	\$ 897,674.81	14.0	
ADJUSTMENT			
LUMP SUM	\$ 30,000.00		
OVERTIME	\$ 90,000.00		
NIGHT DIFFERENTIAL	\$ 90,000.00		

Honorable Donna A. Frett-Gregory
Budget Hearing FY 2024 – Virgin Islands Fire & Emergency Medical Services
Page 19 of 22

UNIFORM ALLOWANCE	\$ -		
SUB-TOTAL	\$ 210,000.00		
240201 FUND 100 TOTAL	\$ 1,107,674.81	14.0	
240201 ACTIVITY	\$ 1,107,674.81	14.0	
240 VIRGIN ISLANDS FIRE & EMERGENCY MEDICAL SERVICES			
2400 FIRE SERVICES			
24030 VIFS EMS FROM DOH			
UNCLASSIFIED			
EMERGENCY MEDICAL SVCS CHIEF	\$ 90,000.00		FILLED
EMERGENCY MEDICAL TECHNICIAN PARAMEDIC	\$ 90,000.00		FILLED
SUB-TOTAL	\$ 180,000.00	2.0	
CLASSIFIED			
EMERGENCY MEDICAL TECHNICIAN INTERMEDIATE	\$ 50,923.15		FILLED
PARAMEDIC	\$ 56,726.05		FILLED
EMERGENCY MEDICAL TECHNICIAN SUPERVISOR	\$ 72,305.10		FILLED
ADVANCED EMERGENCY MEDICAL TECHNICIAN	\$ 53,489.95		FILLED
EMERGENCY MEDICAL TECHNICIAN PARAMEDIC	\$ 55,608.25		FILLED
EMERGENCY MEDICAL TECHNICIAN	\$ 23,527.28		VACANT
EMERGENCY MEDICAL TECHNICIAN BASIC	\$ 47,054.55		FILLED
EMERGENCY MEDICAL TECHNICIAN BASIC	\$ 23,527.28		VACANT
EMERGENCY MEDICAL TECHNICIAN	\$ 48,964.70		FILLED
ADVANCED EMERGENCY MEDICAL TECHNICIAN	\$ 53,490.00		FILLED
PARAMEDIC	\$ 55,608.25		FILLED
ADVANCED EMERGENCY MEDICAL TECHNICIAN	\$ 25,716.30		VACANT
EMERGENCY MEDICAL TECHNICIAN INTERMEDIATE	\$ 23,527.28		VACANT
PARAMEDIC	\$ 56,165.00		FILLED
EMERGENCY MEDICAL TECHNICIAN	\$ 47,055.00		FILLED
EMERGENCY MEDICAL TECHNICIAN	\$ 52,959.80		FILLED
COXSWAIN	\$ 22,127.50		FILLED
EMERGENCY MEDICAL TECHNICIAN	\$ 48,964.70		FILLED
EMERGENCY MEDICAL TECHNICIAN I	\$ 50,893.25		FILLED
EMERGENCY MED TECH SUPERVISOR	\$ 68,135.20		FILLED
EMERGENCY MEDICAL TECHNICIAN	\$ 48,965.00		FILLED
EMERGENCY MEDICAL TECHNICIAN BASIC	\$ 23,527.28		VACANT
EMERGENCY MEDICAL TECHNICIAN	\$ 47,999.85		FILLED
EMERGENCY MEDICAL TECHNICIAN	\$ 47,054.55		FILLED
BOATMAN	\$ 40,134.00		FILLED
EMERGENCY MEDICAL TECHNICIAN	\$ 47,525.00		FILLED
EMERGENCY MEDICAL SERVICES COORDINATOR	\$ 111,739.80		FILLED
ADVANCE EMERGENCY MEDICAL TECHNICIAN	\$ 52,959.80		FILLED
EMERGENCY MEDICAL TECHNICIAN INTERMEDIATE	\$ 52,990.85		FILLED
COXSWAIN	\$ 46,513.00		FILLED
EMERGENCY MEDICAL TECHNICIAN	\$ 52,959.80		FILLED
PARAMEDIC	\$ 26,719.10		VACANT
EMERGENCY MEDICAL TECHNICIAN TRAINING OFFICER	\$ 75,197.00		FILLED
SUB-TOTAL	\$ 1,611,053.60	29.5	

Honorable Donna A. Frett-Gregory
 Budget Hearing FY 2024 – Virgin Islands Fire & Emergency Medical Services
 Page 20 of 22

ADJUSTMENT			
OVERTIME - EMS	\$ 500,000.00		
SUB-TOTAL	\$ 500,000.00		
240301 FUND 100 TOTAL	\$ 2,111,053.60	29.5	
240301 ACTIVITY	\$ 2,291,053.60	31.5	
TOTAL FUND 100	\$ 22,405,737.00	333.0	
240 DEPARTMENT	\$ 22,405,737.00	333.0	

Depicts vacant positions fully funded.

Depicts filled position funded at 50%.

APPENDIX II
 LEGISLATURE OF THE VIRGIN ISLANDS
 POST AUDIT DIVISION
 COMMITTEE ON FINANCE
 BUDGET HEARING FISCAL YEAR 2024
 VIRGIN ISLANDS FIRE SERVICES
 VEHICLE LISTING

ST. THOMAS LISTING						
NO.	LICENSE PLATE NO.	MAKE	MODEL	YEAR	CONDITION	ASSIGNED TO
1	8	CHEVROLET	SILVERADO	2006	FAIR	MECHANIC/BURLEY
2	10	CHEVROLET	EQUINOX	2013	FAIR	STJ FOLOW ME
3	4	CHEVROLET	EQUINOX	2014	FAIR	DC GRANT
4	6	CHEVROLET	EQUINOX	2013	INOPERABLE	NA
5	71	FREIGHTLINER		2017	EXCELLENT	HOTEL PUMPER
6	56	CHEVROLET	SUBURBAN	2004	FAIR	COMMUNICATION
7	72	KENWORTH	T-3700	2017	EXCELLENT	HOTEL TANKER
8	28	CHEVROLET	SIVERADO	2006	FAIR	ECHO FOLLOW ME
9	14	KENWORTH	T-300	2006	OFFLINE	ECHO TANKER
10	42	FORD	F-550	2005	FAIR	TANGO MINI
11	46	KENWORTH	T-300	2007	FAIR	TANGO TANKER
12	44	FORD	F-550	2004	FAIR	HAZMAT
13	34	STERLING	ACTERA	2008	FAIR	LIMA PUMPER
14	58	FORD	F-550	2006	FAIR	ROMEO MINI
15	60	KENWORTH	T-370	2010	INOPERABLE	TANKER 10%
16	36	KENWORTH	T-300	2006	FAIR	LIMA TANKER
17	50	HME	1871-SPECTR	2010	GOOD	LADDER TRUCK
18	18	FORD	250	2017	EXCELLENT	STT FOLOW ME
19	1	CHEVROLET	TRAVERSE	2019	EXCELLENT	DIRECTOR GEORGE
20	26	FORD	EXPLORER	2017	GOOD	CHIEF HODGE
21	64	FORD	F-450	2002	EXCELLENT	RESCUE/STT
22	63	FORD	F-450	2017	EXCELLENT	RESCUE/STJ
23	66	CHEVROLET	EQUINOX	2019	EXCELLENT	PREVENTION
24	70	CHEVROLET	COLORADO	2019	EXCELLENT	PREVENTION
25	24	CHEVROLET	COLORADO	2019	EXCELLENT	PREVENTION- STJ
26	68	CHEVROLET	TRAX	2019	EXCELLENT	PREVENTION
27	48	CHEVROLET	EQUINOX	2020	EXCELLENT	DC STEPHENSON
28	16	STERLING	ACTERRA	2008	GOOD	ZULU PUMPER
29	32	KENWORTH	T-300	2010	GOOD	ROMEO TANKER
30	51	CHEVROLET	4500	2009	FAIR	WATER ISLAND-MINI
31	20	John Deere	XUV-855D	2012	GOOD	ST. JOHN
32	N/A	John Deere	XUV-855D	2012	GOOD	WATER ISLAND
33	12	CHEVROLET	SILVERADO	2006	FAIR	MECHANIC
34	22	CHEVROLET	COLORADO	2007	FAIR	LIMA FOLLOW ME
35	73	CHEVROLET	EQUINOX	2021	EXCELLENT	DEPUTY CHIEF-STT
36	74	CHEVROLET	TRAILBLAZER	2021	EXCELLENT	ASST. DIR.-EMS
37	80	CHEVROLET	COLORADO	2021	EXCELLENT	LIMA FOLLOW ME
38	78	FORD	RANGER	2021	EXCELLENT	ZULU FOLLOW ME
ST. CROIX LISTING						
NO.	LICENSE PLATE NO.	MAKE	MODEL	YEAR	CONDITION	ASSIGNED TO
1	FEMS-2	FORD	EXPLORER	2017	NEW	AD OPERATIONS
2	FEMS-3	FORD	EXPLORER	2018	NEW	CHIEF
3	FEMS-5	FORD	F250	2017	NEW	DEPUTY CHIEF OPERATIONS

Honorable Donna A. Frett-Gregory
 Budget Hearing FY 2024 – Virgin Islands Fire & Emergency Medical Services
 Page 22 of 22

4	FEMS-79	CHEVROLET	EQUINOX	2014	GOOD	PREVENTION
5	FEMS-9	GEO TRACKER	GEO TRACKER	2019	EXCELLENT	PREVENTION
6	FEMS-13	CHEVROLET	EQUINOX	2019	EXCELLENT	PREVENTION
7	FEMS-15	PB348	PB348	2011	EXCELLENT	C-CO.
8	FEMS-17	FORD	F-550	2004	POOR	FORESTRY - C-CO. 9-2
9	FEMS-19	4900/DT466E	4900/DT466E	1998	POOR	C-CO. 8-2
10	FEMS-21	TWIN/CAB	TWIN/CAB	2007	GOOD	F-CO. 9-5
11	FEMS-23	FID	FID	2002	GOOD	C-CO. 7-4
12	FEMS-25	K25906	K25906	2007	GOOD	C-CO. COMMO
13	FEMS-29	LADDER TRUCK	LADDER TRUCK	2010	EXCELLENT	C-CO.
14	FEMS-27	FORD	F-550	2004	GOOD	C-CO.-HazMat
15	FEMS-31	SILVER	SILVERADO	2006	GOOD	TRAINING
16	FEMS-33	TK	TK	2005	GOOD	MAINTENANCE/ FUEL
17	FEMS-37	F550	F-550	2006	GOOD	C-CO. 9-1
18	FEMS-39	CHEVROLET	SILVERADO	2007	GOOD	MAINTENANCE
19	FEMS-49	FORD	F-450	2017	EXCELLENT	C-CO.
20	FEMS-59	FORD	F-450	2021	EXCELLENT	F-CO.
21	FEMS-41	T300	T-300	2006	GOOD	F-CO. 8-9
22	FEMS-43	RD6885	RD6885	1992	POOR	A-CO. 8-1
23	FEMS-11	6000 gal Tank	6000 GAL TANK		GOOD	C-CO.
24		3500HD	3500HD	2008	GOOD	BACK TO P&P
25	FEMS-51	KENWOOD		2017	EXCELLENT	F-CO. 8-3
26	FEMS-61	FREIGHTLINER		2017	EXCELLENT	F-CO.
27	FEMS-69	CHEVROLET	COLORADO	2019	EXCELLENT	PREVENTION
28	N/A	XUV 855D	XUV 855D	2012	EXCELLENT	ST. CROIX GATOR
29	N/A	800EFT	800EFT	2014	EXCELLENT	ST. CROIX POLARIS
30	FEMS-67	CHEVROLET	SILVERADO	2021	EXCELLENT	F-CO. CHASE
31	FEMS-75	T370	T-370	2021	EXCELLENT	F-CO. 8-7
32	FEMS-35	CHEVROLET	EXPRESS	2020	EXCELLENT	C-CO.
33	N/A	KAWASAKI	Mule	2020	EXCELLENT	C-CO.
34	FEMS-77	CHEVROLET	EQUINOX	2022	EXCELLENT	C-CO.
35	FEMS-7	JEEP	COMPASS	2022	EXCELLENT	C-CO.
36	FEMS-55	CHEVROLET	TAHOE	2022	EXCELLENT	EMS CHIEF
37	FEMS-53	CHEVROLET	TAHOE	2022	EXCELLENT	EMS SUPERVISOR
38	FEMS-81	CHEVROLET	SILVERADO 2500	2022	EXCELLENT	C-CO.
39	FEMS-47	FREIGHTLINER		2022	EXCELLENT	C-CO. 7-2
40	DH-97	FORD	AMBULANCE		INACTIVE	EMS
41	DH-99	FORD	AMBULANCE		ACTIVE	EMS
42	DH-73	FORD	AMBULANCE		ACTIVE	EMS
43	DH-63	FORD	AMBULANCE		ACTIVE	EMS
44	DH-107	FORD	AMBULANCE		ACTIVE	EMS
45	DH-25	FORD	AMBULANCE		INACTIVE	EMS
46	DH-55	FORD	AMBULANCE		STAND-BY	EMS
47	DH-19	FORD	AMBULANCE		INACTIVE	EMS
48	DH-109	INTIMIDATOR	ATV AMBULANCE		STAND-BY	EMS
49	FS-290	ASAP	ASAP		STAND-BY	EMS
50	FS-55	CHEVROLET	SUV		ACTIVE	EMS Chief
51	FS-53	CHEVROLET	SUV		ACTIVE	EMS Supv.
52	None	MISC	MCI Trailer Large		STAND-BY	EMS
53	None	MISC	MCI Trailer Small		INACTIVE	EMS