

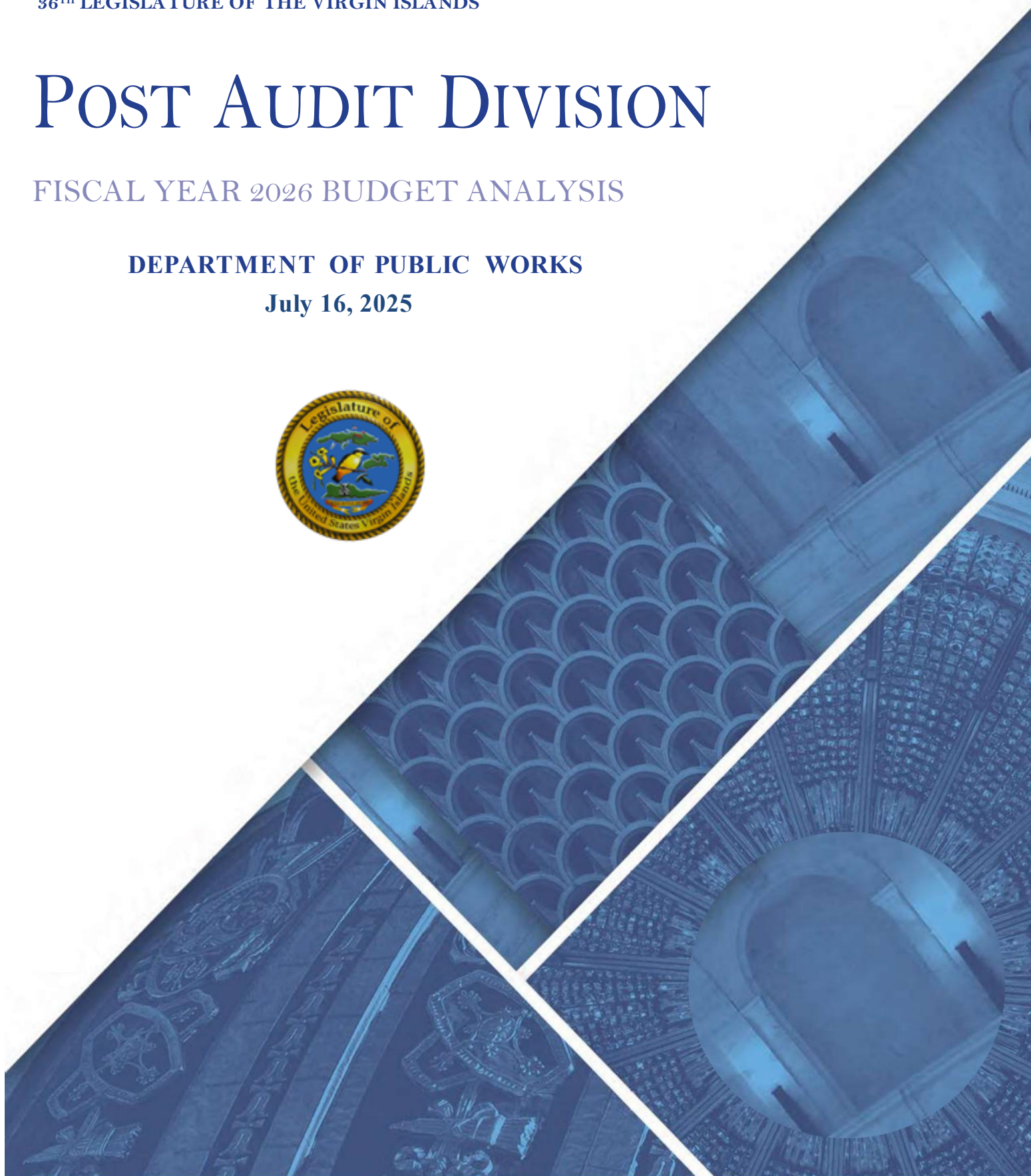
COMMITTEE ON BUDGET, APPROPRIATIONS & FINANCE
36TH LEGISLATURE OF THE VIRGIN ISLANDS

POST AUDIT DIVISION

FISCAL YEAR 2026 BUDGET ANALYSIS

DEPARTMENT OF PUBLIC WORKS

July 16, 2025



COMMITTEE ON BUDGET, APPROPRIATIONS & FINANCE
36TH LEGISLATURE OF THE VIRGIN ISLANDS

POST AUDIT DIVISION

COMMITTEE MEMBERS

Chair, Honorable Novelle E. Francis Jr.
Senator, Dwayne M. De Graff
Senator, Hubert L. Frederick
Senator, Kurt A. Vialet

Vice Chair, Honorable Marvin A. Blyden
Senator, Marise C. James
Senator, Ray Fonseca

POST AUDIT DIVISION STAFF CONTRIBUTORS

Dr. Theodora Philip**Post Auditor**
Ms. Nikia Fleming**Assistant Post Auditor**
Ms. Ameka Hydman.....Executive Assistant
Ms. Odette Gordon.....Budget Analyst
Ms. Ashley WattleyBudget Analyst
Ms. Christina Colbourne.....Administrative Assistant
Ms. Shirley FahieAdministrative Secretary

TABLE OF CONTENTS

TITLE	PAGE NUMBER
DEPARTMENT OVERVIEW	1
DPW AT A GLANCE	1-2
FUND FLOW ANALYSIS	2-3
FISCAL YEAR 2026 BUDGET SUMMARY	3-5
PERSONNEL SERVICES	5
OTHER SERVICES & CHARGES	6
LEASES AND RENTALS	7
PROFESSIONAL SERVICES CONTRACTS	7
VEHICLE LISTING	7-8
FEDERAL GRANTS ANALYSIS	8-10
OUTSTANDING VENDOR PAYMENTS	10
SUMMARY	11
APPENDIX I. PERSONNEL LISTING	12-15
APPENDIX. II/III VEHICLE LISTING	16-20
APPENDIX. IV PROFESSIONAL SERVICE CONTRACTS LISTING	21-22

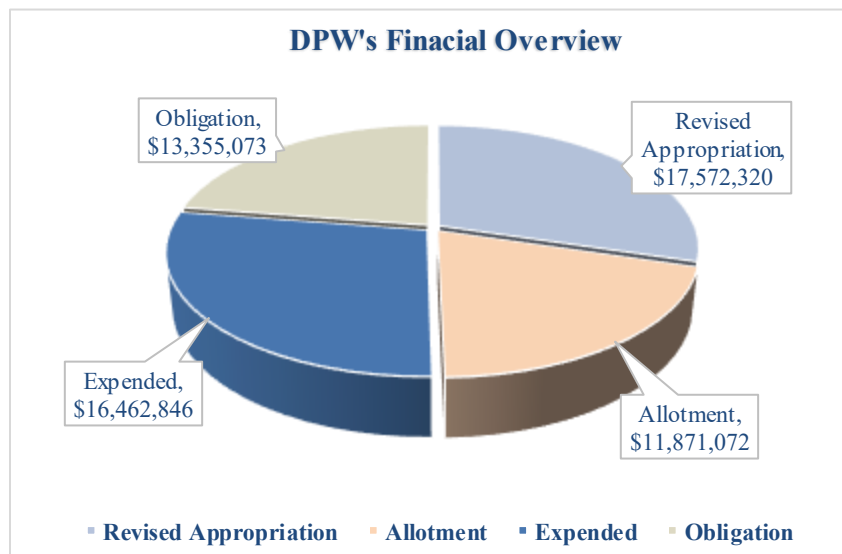
DEPARTMENT'S OVERVIEW

Under Title 31 of the Virgin Islands Code, as amended by Acts 5265 and 6638, the Department of Public Works (DPW) is authorized to design, construct, and maintain public infrastructure throughout the U.S. Virgin Islands. This includes responsibility for government buildings, public roads and highways, storm drainage systems, public transportation and parking facilities, as well as the management and upkeep of public burial sites, including veterans' cemeteries.

Through these functions, DPW plays a vital role in supporting the territory's infrastructure development, public safety, and quality of life.

DPW AT A GLANCE

The Department of Public Works was initially appropriated **\$18,458,320** for Fiscal Year 2025 under ACT No. 8916. The budget ceiling was subsequently revised downward to **\$17,572,320** by the Office of Management and Budget (OMB) to account for the transfer of **\$886,000** to the Single Payer Utilities Fund.



As reported by the department, expenditures through June 30, 2025, are as follows:

Department of Public Works	As of June 30, 2025
Personnel Services	\$ 4,331,717
Capital Outlays	2,402,960
Fringe Benefits	2,148,777
Supplies	470,232
Other Services & Charges	6,514,096
Utilities	595,063
Total Expenditures by Prime Accounts	\$ 16,462,846

Exhibit I

During DPW's Fiscal Year 2025 budget hearing, testimony was given on the following. **Exhibit II** contains an update on the status of key initiatives:

FY 2025 INITIATIVES	UPDATE
Execution of a new contract for 300-Passenger ferry for the St. Thomas - St. John route.	Complete Vessel in use
Mt. Pleasant Roads (Project on St. Croix)	90% Complete; Punch list items to complete
Botany Bay, Perseverance Bay, and Red Hook Bay Watershed Project on St. Thomas	In Progress; Design Phase
St. John Operations and Maintenance Project	In Progress; Design Phase
Anna's Hope Temporary Building Project on St. Croix	In Progress; Design Phase
Demolition and Rebuilding of Frederiksted Concordia Building on St. Croix	Design Completed; FEMA project came in way over budget No Funding
The Western Cemetery Project on St. Thomas	In Progress; Construction Phase
Upgrading of Cemeteries Territory-wide	In Progress; Funds Needed
Improvement of Public Parking Territory-wide	In Progress
Fort Christian Parking Lot Project	In Progress
Bus Shelter Project	Several Phases; In Progress & Solicitation
Ethel Macintosh Memorial Drive (Mahogany Road)	In Progress; Construction Phase
Clifton Hill Connector Road/Melvin Evans Highway-Container Port Intersection Phase I (Route 75/Route 66)	In Progress; Construction Phase

Exhibit II

FUND FLOW ANALYSIS

The Department's Fiscal Year 2025 fund flow analysis outlines the DPW's budget across five key components: appropriations, allotted amount, obligations, expenditures and balance available; and notes that the obligations reflect commitments made through June 30, 2025.

Dept.	Fund Source	Revised Appropriation	Allotted	Obligated	Expended as of June 30, 2025	Balance	Remarks
DPW	General	\$17,572,320	\$11,871,027	\$13,355,073	\$16,462,846	\$1,109,474	\$5,701,293 unallotted

Exhibit III

For Fiscal Year 2026, the Department of Public Works received a revised General Fund appropriation of \$17,572,320. As of June 30, 2025, a total of \$11,871,027, or approximately 67.6% of the appropriation, had been allotted.

The Department reported obligations totalling \$13,355,073, representing 76.0% of the total appropriation. Additionally, \$16,462,846, or 93.7%, has already been expended. This amount exceeds both the obligated and allotted amounts, signalling that DPW is currently operating in advance of full allotment authority.

According to the **Post Audit's calculation**, **\$5,701,293** of the appropriation remains **unallotted**, equating to **32.4%** of the total budget. However, **OMB's Allotment Reports** reflect a remaining unallotted amount of **\$4,805,293**, indicating a difference of **\$896,000**. This reduction, as noted, is attributed to a downward adjustment under the **Utilities** line item.

Department of Public Works	Legislative Appropriation Act No. 8916	FY 2025 Single Payer Transfer	FY 2025 Salary Increases	FY 2025 Revised Ceiling/Appro.	Total Allotment to Date	Total Unallotted to Date
Personnel	\$ 7,743,379			\$ 7,743,379	\$ 5,291,283	\$ 2,452,096
Fringe Benefits	3,755,163			3,755,163	2,566,016	1,189,147
Supplies	898,000			898,000	613,630	284,370
Other Services and Charges	4,875,778			4,875,778	3,331,765	1,544,013
Utilities	886,000	(886,000)		-	-	(896,000)
Capital Outlay	100,000			100,000	68,333	31,667
Inter Islands Subsidy	200,000			200,000	-	200,000
Total Org -610 DPW	\$18,458,320	(886,000)	\$ 0.00	\$ 17,572,320	\$ 11,871,027	\$ 4,805,293

Exhibit IV

FISCAL YEAR 2026 BUDGET SUMMARY

For Fiscal Year 2026, the Governor has recommended a General Fund appropriation of **\$23,958,321** for the Department of Public Works, along with an additional **\$5,192,315** allocated from the Miscellaneous Section of the budget. In addition, the Department is projected to receive **\$2,225,000** from Special Funds and **\$37,668,974** in Federal Funds, bringing the total recommended funding for FY 2026 to **\$69,044,610**.

Exhibit V provides a three-year financial summary for the Department, outlining funding trends and allocations by source.

Note: FY 2026 recommendations were provided directly by the Department of Public Works.

Description	FY 2024 Actuals	FY 2025 Revised Budget	FY2026 Recommended	Variance	% Chg
General Fund:					
Appropriated					
Personnel Services	\$ 7,546,948	\$ 9,136,384	\$7,574,110	\$(1,562,274)	(17%)
Fringe Benefits	3,752,407	4,043,155	3,824,324	(218,831)	(5%)
Supplies	855,705	798,917	868,000	69,083	9%
Other Services & Charges	11,184,547	10,694,367	10,563,887	(130,480)	(1%)
Utilities	(10,335)	-	828,000	828,000	100%
Capital Projects	4,056,145	2,100,000	300,000	(1,800,000)	(86%)
Inter Islands Subsidy	-	-	-		
Total as presented in the Executive Budget	\$ 26,416,561	\$ 25,072,320	\$23,958,321	\$(2,814,502)	(6%)

When analyzed by activity centers, the FY 2024 Actuals and FY 2025 Revised Budget reflect the following variances.

	FY 2024 Actuals	FY 2025 Revised Budget	FY2026 Recommended
Executive Budget	\$ 26,416,561	\$ 25,072,320	\$ 23,958,321
Post Audit's Calculations	\$ 27,385,417	\$ 26,772,823	\$ 25,078,363
Unexplained Difference	\$ 968,856	\$ 1,700,503	\$ 1,120,042

Description	FY 2024 Actuals	FY 2025 Revised Budget	FY2026 Recommended	Variance	% Chg
St. Croix Capital Improvement 3030:					
Other <i>(No description listed)</i>	-	\$ 1,763,650	-		
Total St. Croix Capital Improvement 3030	-	\$ 1,763,650	-	\$ (1,763,650)	(100%)
Tourism Advertising Revolving:					
Other <i>(No description listed)</i>	\$ 189,664	\$ 1,500,000	\$ 1,000,000		
Total Tourism Advertising Revolving	\$ 189,664	\$ 1,500,000	\$ 1,000,000	\$ (500,000)	(33%)
General Fund Non-Lapsing:					
Other Services & Charges	\$ 18,305	-	-	-	-
Capital Projects	466,096	-	-	-	-
Total General Fund Non-Lapsing	\$ 484,401	-	-	-	-
Anti-Litter and Beautification:					
Supplies	\$ 919	-	-	-	-
Other Services & Charges	1,304,257	612,500	\$ 1,225,000		
Total Anti-Litter and Beautification	\$ 1,305,176	\$ 612,500	\$ 1,225,000	\$ 612,500	1%
St. Croix Capital Improvement 3031:					
Other Services & Charges		\$ 20,000			
Capital Projects		2,230,000	-		
Total St. Croix Capital Improvement 3031	-	\$ 2,250,000	-	\$ (2,250,000)	(100%)
Total Appropriated	\$ 29,364,658	\$ 32,898,973	\$ 27,303,363	\$ (5,595,610)	(17%)

Exhibit V

Description	FY 2024 Actuals	FY 2025 Revised Budget	FY2026 Recommended	Variance	% Chg
Miscellaneous General Fund:					
Abandoned Vehicles STX	\$ 24,250	-	-	-	-
STT/STJ Inter Island Ferry Subsidy	100,000	200,000	200,000	-	-
DPW Miscellaneous Road Repair	4,131,415	2,500,000	-	(2,500,000)	(100%)
Public Transportation Subsidy Vitran	-	5,000,000	4,992,315	(7,685)	-
General Fund Total	\$ 4,255,665	\$ 7,700,000	\$ 5,192,315	\$ (2,507,685)	(33%)

Exhibit VI

Exhibit VII provides a three-year financial summary comparing Federal Fund recommendations as presented in the FY 2026 Executive Budget.

Description	FY 2024 Actuals	FY 2025 Revised Budget	FY2026 Recommended
Federal:			
<i>Non-Appropriated</i>			
Personnel Services	\$ 926,124	\$ (1,431)	\$ 1,046,111
Fringe Benefits	444,511	43,230	545,055
Supplies	689,763	(32,701)	904,545
Other Services & Charges	949,676	477,710	8,537,592
Indirect Costs	-	-	206,405
Capital Projects	13,133,249	14,725,855	26,429,266
Federal Total	\$ 16,143,323	\$ 15,212,663	\$ 37,668,974

Exhibit VII

PERSONNEL SERVICES

The Governor's Fiscal Year 2026 General Fund recommendation for Personnel Services is **\$7,574,110**.

DPW			Position Classification					
Fiscal Year 2026			Unclassified		Classified		Adjustments	
Fund Name	Pos #	FY 2026 Budget	Pos #	Total	Pos #	Total		
General Fund – 0100	148.75	\$7,574,110	66.75	\$4,568,496	82.00	\$3,005,614		-
Federal Fund- 3100	20.25	1,046,112	11.25	700,750	9.00	345,362		-
Grand Total	169.00	\$ 8,620,222	78.00	\$5,269,246	91.00	\$3,350,976		-

Exhibit VIII

DPW has reported a total of (16) vacancies, under the General Fund and an additional (3) federally funded positions for FY 2026. There have been no reported salary increases for FY 2026.

<u>Unclassified Positions</u>	FY 2026	
Human Resources & Payroll Analyst	\$50,000	1.00
Director Roads & Highways	\$65,000	1.00
Capital Improvement Program (CIP) Project Coordinator	\$70,000	1.00
Disaster Recovery Program Manager	\$85,000	1.00
Disadvantage Business Enterprise Compliance Officer	\$50,000	1.00
Communications Specialist	\$55,000	1.00
Director Equipment Maintenance	-	-
Total Unclassified Vacant	\$375,000	6.00
Cashier II	\$29,547	1.00
General Maintenance Worker II	\$27,851	1.00
Human Resources Generalist	\$53,217	1.00
Supervisor Equipment Maintenance	\$51,658	1.00
Heavy Equipment Operator II	\$36,885	1.00
Project Supervisor II	\$39,256	1.00
Heavy Equipment Mechanic	\$43,391	1.00
General Maintenance Worker I	\$27,040	1.00
General Maintenance Worker I	\$27,040	1.00
General Maintenance Worker I	\$27,040	1.00
Total Classified Vacant	\$362,926	10.00

OTHER SERVICES & CHARGES

Exhibit X presents a comparative analysis of expenditures for Fiscal Year 2024, the revised budget of Fiscal Year 2025, and the Governor's recommended budget for Fiscal Year 2026 under the Other Services and Charges line item.

Description	FY 2024 Expenditures	FY 2025 Revised Budget	FY 2026 Recommended	Variance	% Change
General Fund					
Credit Card Expenses	\$ 11,404	-	-	-	-
Debris Removal	32,373	-	-	-	-
Repairs & Maintenance	5,264,823	4,775,203	4,601,500	(173,703)	(4%)
Automotive Repair & Maintenance	48,438	-	-	-	-
Rental Machines/Equipment	100,286	53,000	53,000	-	-
Professional Services	139,041	144,575	242,150	97,575	67%
Security Services	23,240	15,700	15,700	-	-
Training	9,635	60,000	59,999	-	-
Communication	170,501	209,000	238,000	29,000	14%
Advertising & Promotion	15,900	15,000	20,000	5,000	33%
Printing & Binding	1,559	1,000	-	(1,000)	(100%)
Transportation-Not Travel	22,556	12,000	22,000	10,000	83%
Travel	136,943	50,000	80,023	30,023	60%
Travel/Cash Advance	12,890	-	-	-	-
Purchase Bulk Airline	34,652	40,300	39,200	(1,100)	(3%)
Other Services- NOC	60,379	-	-	-	-
Subsides	5,200,000	200,000	200,000	-	-
Transfer Out General Fund	-	5,000,000	4,992,315	(7,685)	-
Total General Fund	\$ 11,284,620	\$ 10,575,778	\$ 10,563,887	(11,891)	-

Exhibit X

DPW CASH RECEIPTS

Exhibit XI presents a comprehensive list of revenues collected by the Department of Public Works (DPW) for Fiscal Year 2025.

	FY 2025
Abandoned Vehicles Fee-STT/STJ	\$64,250
Abandoned Vehicles Fee-STX	-
Advertisement Signs-STT/STJ/STX	\$18,165
Burial Permit Fee-STT/STJ	\$75,575
Burial Permit Fee-STX	\$71,875
Driveway/Excavation Permit Fee-STT/STJ	\$772,105
Driveway/Excavation Permit Fee-STX	\$2,835
Parking Lot Fee-STT	\$47,731
Parking Lot Fee-STX	-
Vitran-STT	\$160,684
Vitran-STJ	\$31,070
Vitran-STX	\$91,602
Special Activity Permit-STT/STJ (Barricades/Lights)	\$300
Special Activity Permit-STX	-
Total	\$1,336,191

Exhibit XI

LEASES /RENTAL

The Department of Public Works indicated that they do not have any lease agreements.

PROFESSIONAL SERVICES CONTRACTS

Exhibit XII outlines the Department of Public Works' professional services contracts funded through the General Fund. In addition to General Fund obligations, the Department administers approximately **\$240,032,772** in contracts supported by federal funding. See *Appendix IV*.

Vendor Name	Type Of Service	Funding Source	FY 2026 Amount
Janitorial STT/J	Office Cleaning	General Fund	\$ 80,600
Janitorial STX	Office Cleaning	General Fund	44,400
IWORQs	Work Order Software Annual Fee	General Fund	25,000
AC/Generator Maintenance-Repairs & Maint.	Caribbean Cooling, Central Air	General Fund	33,000
Drug Contract	DPW	General Fund	27,000
Website	Website annual	General Fund	10,000
Videoconferencing	Maintenance annual fee	General Fund	4,305
Generator/Exterminating Services	Import Supply and Quality Electric	General Fund	5,940
Security Services	Deposit pickups	General Fund	12,600
Total: 9			\$ 242,845

Exhibit XII

VEHICLE

DPW has eighty-eight (88) vehicles on St. Croix and ninety-seven (97) on the islands of St. Thomas and St. John for a total of one hundred eighty-five (185) vehicles, *Appendices II and III* provides a detailed listing of vehicles for the department.

- Maintenance and gas cost were requested but not provided.

As per DPW, thirty-nine (39) vehicles need to be serviced and are currently inoperable. **Exhibit XIII** displays a detailed table of those vehicles.

Make	Model	District	Status
Bucket	Truck	STX	Diagnosis Pending
Chevy	Equinox	STX	Dealership
Caterpillar	Backhoe	STX	Engine Needed
Chevy	Van	STX Vitran	Out of Service
Chevy	Van	STX Vitran	Out of Service
Chevy	Van	STX Vitran	Needs Repair
Chevy	Van	STX Vitran	Out of Service
Eldorado	Bus	STX Vitran	Needs Repair
Eldorado	Bus	STX Vitran	Needs Repair
Chevy	Van	STX Vitran	Needs Repair
Chevy	Van	STX Vitran	Out of Service
Eldorado	Bus	STX Vitran	Out of Service
Eldorado	Bus	STX Vitran	Needs Repair
Eldorado	Bus	STX Vitran	Needs Repair
Eldorado	Bus	STX Vitran	Needs Repair
Eldorado	Bus	STX Vitran	Out of Service
Chevy	Silverado	STT/STJ	Inactive

Make	Model	District	Status
Chevy	Colorado	STT/STJ	Inactive
Case	580N EP Backhoe	STT/STJ	Inactive
Chevy	C7500	STT/STJ	Inactive
Chevy	Colorado	STT/STJ	Inactive
Chevy	1500	STT/STJ	Inactive
Chevy	Silverado	STT/STJ	Inactive
Chevy	Silverado	STT/STJ	Inactive
Chevy	Water Truck	STT/STJ	Inactive
Mack	Roll-off Truck	STT/STJ	Inactive
Mack	Granite Roller	STT/STJ	Inactive
Freightliner	Sweeper	STT/STJ	Inactive
Chevy	S10	STT/STJ	Inactive
Chevy	Colorado	STT/STJ	Inactive
International	Flatbed Wrecker	STT/STJ	Inactive
Chevy	-	STT/STJ Vitran	Written Off
Ford	-	STT/STJ Vitran	Out of Service
Eldorado	-	STT/STJ Vitran	Out of Service
Eldorado	-	STT/STJ Vitran	Out of Service
Eldorado	-	STT/STJ Vitran	Out of Service
Chevy	Van	STT/STJ Vitran	Out of Service
Chevy	Van	STT/STJ Vitran	Out of Service
Chevy	Van	STT/STJ Vitran	Out of Service
TOTAL: 39			

Exhibit XIII

FEDERAL GRANTS

DPW reported that approximately **\$45.9M** remains available for infrastructure development initiatives.

Grant	Grant Period	Amount Received	Amount Expended	Amount Remaining
Department of Interior (DOI) Grants				
Centerline Road Repairs - STJ	10-1/2020-9/30/2025	\$1,842,023	\$854,120	\$987,903
Estate Thomas Road Improvements Project - STT	8/1/2022-9/30/2027	\$2,000,000	-	\$2,000,000
Charlotte Amalie Road Rehabilitation - STT	6/3/2019-9/30/2025	\$323,250	-	\$323,250
Cruz Bay & Coral Bay Road Rehabilitation - STJ	6/3/2019-9/30/2025	\$544,485	-	\$544,485
Total Department of Interior (DOI) Grants: 4		\$4,709,758	\$854,120	\$3,855,638
Federal Transit Administration Grants				
Urbanized Area Formula Grant (UAF)	8/31/2016-3/30/2027	\$3,690,323	\$3,272,886	\$417,437
Urbanized Area Formula Grant (UAF)	11/1/2016-3/30/2027	\$1,845,395	\$1,841,921	\$3,464
Urbanized Area Formula Grant (UAF)	8/20/2019-3/30/2027	\$4,502,572	\$4,033,305	469,267
Urbanized Area Formula Grant (UAF)	9/11/2019-3/30/2027	\$2,701,700	\$2,229,359	\$472,341
Bus Shelter Upgrade FY'17 Discretionary Grant	8/20/2019-3/30/2027	\$445,640	\$19,600	426,040
La Reine Transfer Station Facility Discretionary Grant	8/16/2019-3/30/2027	\$1,696,405	-	\$1,696,405
ER - Response, Recovery and Rebuilding Grant Part 1 of 2	5/14/2020-3/30/2028	\$971,400	\$419,054	\$305,951
Urbanized Area Formula Grant (UAF)	7/30/2022-3/30/2030	\$5,493,970	3,627,018	\$1,866,952
Urbanized Area Formula Grant (UAF)	3/21/2024-3/30/2031	\$6,878,642	\$1,357,803	\$5,520,839
ER - Response, Recovery and Rebuilding Grant Part 2 of 2	3/25/2022-3/30/2027	\$449,242	-	\$449,242
CARES Act - FY'20 PPE's & Other Expenses Grant Part 1 of 2,	4/14/2021-3/30/2027	\$3,868,318	\$2,181,445	\$1,686,873
CARES Act - FY'20 Cleaning & Sanitization Grant Part 2 of 2	6/22/2021-3/30/2027	\$232,642	\$158,670	\$73,972
FY'21 American Rescue Plan (ARP) Grant	8/9/2021-3/30/2027	\$2,103,786	\$1,381,886	\$721,900
FY'21 Areas of Persistent Poverty Grant	7/18/2023-3/30/2030	\$375,000	\$450	\$374,550

Grant	Grant Period	Amount Received	Amount Expended	Amount Remaining
FY'21 & FY'22 FTA Passenger Ferry Grant	8/7/2023-3/30/2030	\$6,800,000	Awaiting Closeout	-
Total Federal Transit Administration Grants: 14		\$46,055,035		\$14,485,233
Federal Highway Administration Grants				
Enhancement Project To Develop Main Street STT	5/19/2006-12/29/2023	\$17,860,854	\$17,592,665	\$268,189
Moravian Highway Pavement Rehabilitation	9/16/2025-3/31/2025	\$4,521,435	\$4,514,464	\$6,971
Funding For CE And PE For The Long Bay Road, Bolongo Bay Road And Approach Rds To Turpentine Run Bridge	3/19/2023-12/30/2022	\$370,938	\$368,694	\$2,244
Design And Construction Of The Permanent Repairs At The Intersection Of Routes 33 & 332 Due To TS Otto	2/8/2012-9/27/2024	\$2,498,112	\$1,836,394	\$661,718
Permanent Repairs On Route 37, St. Thomas, VI Due To Damages Caused By TS Otto	5/23/2013-12/29/2023	\$702,583	\$617,771	\$84,812
Funding For The Final Design And Construction Of Veteran's Drive Roadway, Rt 30(Replaces Dpc34(1))	6/1/2013-9/30/2025	\$11,899,437	\$11,113,762	\$785,675
Retaining Wall Construction, Pavement Restoration, Drainage Improvements And Guardrail Replacement Due To Damages Caused By Hurricanes Irma & Maria.	9/13/2019-12/29/2023	\$1,039,321	\$1,000,279	\$39,042
Raphune Hill - Project Managed By EFLHD, Prelim Eng., Right Of Way ACQ, Const Eng., Project Created To Replace Nh-38(2)	8/1/2012-12/31/2025	\$1,319,155	\$1,155,228	\$163,927
Route 64 - Bridge Rehabilitation/Replacement	9/19/2014-	\$20,000	\$5,284	\$14,716
Melvin Evans Highway Rehabilitation Project, St. Croix, Route 66	9/17/2021-6/27/2025	\$12,906,666	\$9,095,609	\$3,811,057
PE Consultant Services For PS&E And Environmental Documents For A Segment Of Rt 75 From Rt 70 To Rt 66.	1/1/2006-10/31/2025	\$1,525,239	\$1,525,084	\$155
Improvements To Clifton Hill Connector Route 75	9/16/2015-10/31/2025	\$9,122,773	\$4,148,983	\$4,973,790
Route VI-32, St. Croix, Scenic Road Phase II	9/15/2014-9/27/2024	\$3,820,000	\$3,422,789	\$397,211
Pavement Reconstruction And Drainage Improvements On Route 753 Mt Welcome Road - Gallows Bay	9/25/2019-9/30/2025	\$3,787,876	\$2,536,225	\$1,251,651
Spring Gut Road (Rte 85) Proj Limits Begins At The Int. With The South Side Road (Rte 62) And Ends South Of The Tulipan Res. Comm	3/1/2010-9/30/2025	\$1,365,314	\$1,220,301	\$145,013
Fire Station Relocation - Functional Replacement Of Hotel Company Fire Station As Part Of Veterans Drive Project DPC-34(1)	7/12/2012-2/29/2024	\$6,127,049	\$6,127,049	-
Funding For The Const Engineering And Roadway Reconstruction Of Scott Free Road - Phase I; Replaces Nh-405(1)	7/19/2013-2/29/2024	\$1,376,683	\$1,376,614	\$69
Funding For The Const Engineering And Roadway Reconstruction Of Scott Free Road - Phase II; Replaces Nh-405(1)	7/19/2023-10/31/2025	\$904,523	\$278,215	\$626,308
Roadway, Drainage And Safety Improvements To Route 667 - Carlton Road, St. Croix, VI	9/25/2018-2/29/2024	\$3,485,572	\$3,131,482	\$354,090
Route 7025 Bridge Rehabilitation Repairs	9/19/2014-	\$20,000	\$19,897	\$103
Design Of The St Croix Bike Trail From Est Blessing At Hovensa Int.To Cramer's Park Along Routes 62, 624 And 60.	5/19/2006-	\$994,209	\$1,591,663	\$597,454
St. Thomas, Island-wide Pavement Pres. VI. Routes 30,38,39,301,303,334,394.	9/1/2010-10/31/2025	\$6,718,729	\$6,686,475	\$32,254
Reconstruction Of Routes VI-72 And VI-709 In St. Croix. Phase VII Of The Island-wide Pavement Pres. Project.	12/31/2024	\$4,967,623	\$4,960,098	\$7,525
Permanent Road Repairs To Routes 104-1 And Routes 20 On St. John Due To TS Otto Damages - Contract 3	5/23/2013-	\$249,417	\$241,052	\$8,365
Reconstruction Of VI-33 (From VI-30 To VI-304) At Crown Bay (Phase II), St. Thomas.	5/30/2013-11/25/2022	\$3,667,576	\$3,637,494	\$30,082
Installation And Maintenance Of Temporary Traffic Control Devices At Various Approved Emergency Relief Sites On St Thomas And St John.	5/29/2019-11/25/2022	\$591,250	\$298,508	\$292,742
Installation And Maintenance Of Temporary Traffic Control Devices At Various Approved Emergency Relief Sites On St Croix.	8/27/2019-1/29/2023	\$314,396	\$142,102	\$172,294
Removal Of Damaged And Destroyed Signage And Installation Of New Regulatory, Warning And Wayfinding Signage To Restore System Of Signs To Pre-Storm Conditions.	10/30/2019-2/28/2023	\$1,523,960	\$1,480,163	\$43,797
Removal Of Damaged And Destroyed Signage And Installation Of New Regulatory, Warning And Wayfinding Signage To Restore System Of Signs To Pre-Storm Conditions	10/30/2019-2/17/2023	\$1,888,311	\$1,147,483	\$740,828
	9/26/2019-9/30/2022	\$383,526	\$275,525	\$108,001

Grant	Grant Period	Amount Received	Amount Expended	Amount Remaining
Preliminary Engineering, Construction Engineering And Related Activities For The Virgin Islands Emergency Relief Work - STX For Projects Managed By EFLHD	9/26/2019-9/30/2022	\$140,000	\$121,066	\$18,934
State Planning And Research Work Program FY2020	1/31/2020-12/30/2022	\$80,000	\$24,813	\$55,187
State Planning And Research Work Program FY2022	9/28/2021-12/31/2022	\$180,000	\$105,313	\$74,687
The Virgin Islands Department Of Public Works' (VIDPW) On-The-Job Training & Support Services (OJT/SS) Program For FY 2019.	8/13/2020-12/30/2022	\$140,507	\$7,775	\$132,732
Support Services Project For The FY22 USDOT On-The-Job Training Program	6/8/2022-9/29/2023	\$45,000	\$2,072	\$42,928
The VIDPW Disadvantaged Business Enterprise (DBE) Program	8/31/2016-	\$22,500	\$5,128	\$17,372
FY21 Support Services Funding From USDOT For The Disadvantaged Business Enterprise (DBE) Program	3/17/2022-10/30/2023	\$83,554	\$13,747	\$69,807
State Planning And Research Work Program FY2023	1/18/2023-1/31/2024	\$50,000	\$13,901	\$36,099
On-The-Job Training Supportive Services (OJT/SS)	7/14/2023-12/31/2024	\$20,000	\$3,749	\$16,251
The VIDPW Disadvantaged Business Enterprise (DBE) Program	9/19/2023-9/30/2024	\$30,764	-	\$30,764
FY 2023 Disadvantaged Business Enterprise/Supportive Services (DBE/SS) Based On Approved Statement Of Work	4/2/2024-9/30/2025	\$34,170	-	\$34,170
State Planning And Research Work Program FY2024	9/20/2023-12/29/2024	\$1,030,000	\$226,300	\$803,700
State Planning And Research Work Plan FY25	9/23/2024-12/31/2025	\$450,000	-	\$450,000
Obligation Of Ferry Boat Program Formula Funds For Transportation Services Of St John Inc.	8/12/2024-9/30/2027	\$589,695	-	\$589,695
Hams Bluff Road Route (63) And Travel South Along Mahogany Road Intersecting River Road Route (69)	8/28/24-9/30/2026	\$8,179,445	-	\$8,179,445
ER Repairs Due To Damages To Route 10, Centerline Road, St. John, USVI. Retaining Wall Construction At Embankment Failure, DDIR Route 10, Site 11.	9/24/2024-12/31/2025	\$1,450,000	-	\$1,450,000
Total Federal Highway Administration Grants: 46		\$118,498,162	92,071,216	\$27,621,854
TOTAL GRANTS: 64		\$165,262,955	\$111,907,727	45,962,725

Exhibit XVI

DEOBLIGATION OF FUNDS

The Department reported that all funding is currently in good standing, with no outstanding issues related to compliance or disbursement

OUTSTANDING VENDOR PAYMENTS

The department stated that there are no outstanding vendor payments due at this time, however, submitted a list of open purchase orders totaling \$13.5M.

Vendor Name	Purchase Order Date	Type Of Service	Funding Source	Amount
Eleven Construction LLC	01/21/2025	To Encumber Funds for The Mount W	Federal	\$ 144,876
Grace Civil, LLC	02/10/2025	To Encumber Funds for Change Orde	Federal	150,000
Grace Civil, LLC	02/10/2025	To Encumber Funds for Change Orde	Federal	17,085
Grace Civil, LLC	01/13/2025	To Encumber Funds for The Improve	Federal	887,424
J. Benton Construction	01/15/2025	To Encumber Funds for The Renovation	Local	100,185
Marco St. Croix, Inc.	02/10/2025	To Encumber Funds for Route 64	Federal	749,500
Marco St. Croix, Inc.	02/19/2025	To Encumber Funds for Route 64	Federal	1,014,151
Marco St. Croix, Inc.	10/21/2024	To Encumber Funds for The Mahogany	Federal	8,179,445
Trapeze Software Group Inc	05/14/2025	To Encumber Funds for The Vehicle	Federal	345,626
Vi Paving, Inc.	06/26/2025	To Encumber Funds for The Diamond	Local	1,189,919
Vi Paving, Inc.	06/26/2025	To Encumber Funds for The Peter's	Local	446,949
Vi Paving, Inc.	05/14/2025	To Encumber Funds for The Construction	Local	62,865
WSP USA, Inc.	06/09/2025	To Encumber Funds for Additional	Federal	67,050
Total: 13			\$	13,355,075

SUMMARY

The Department of Public Works (DPW) FY 2026 Governor's recommended budget is as follows:

\$ 23,958,321	General Fund
5,192,315	Miscellaneous Section
2,225,000	Special Funds
37,668,974	Federal Funds
\$ 69,044,610	Governor's Recommendation



Theodora Philip, DBA
Post Auditor

APPENDIX I

DPW'S PERSONNEL LISTING

Position Name	FY 2026	FTE
610 DEPARTMENT OF PUBLIC WORKS		
GENERAL FUND 0100		
<u>UNCLASSIFIED FILLED</u>		
COMMISSIONER	\$135,000	1.00
DEPUTY COMMISSIONER	\$85,000	1.00
MIS SYSTEM DIRECTOR	\$82,400	1.00
DISADVANTAGE BUSINESS ENTERPRISE PROGRAM COORDINATOR	\$60,000	1.00
DISTRICT ENGINEER - STX	\$100,000	1.00
CIVIL RIGHTS PROGRAM MANAGER	\$60,000	1.00
FEDERAL ACQUISITION SPECIALIST	\$75,000	1.00
PROGRAM MANAGEMENT ASSISTANT	\$40,000	1.00
MAINTENANCE TECHNICIAN	\$35,020	1.00
ADMINISTRATIVE SPECIALIST	\$55,000	1.00
PARKING LOT MANAGER	\$50,000	1.00
OPERATIONS MANAGER	\$35,000	0.5
ADMINISTRATOR DRUG & ALCOHOL	\$15,450	0.25
ASSISTANT DIRECTOR CONSTRUCTION	\$54,000	1.00
DIRECTOR CONSTRUCTION	\$75,000	1.00
EXECUTIVE SECRETARY	\$45,000	1.00
PROJECT ENGINEER	\$80,000	1.00
PROGRAM AIDE	\$55,000	1.00
FIELD AIDE	\$41,200	1.00
DIRECTOR CEMETERY	\$46,350	1.00
CAPITAL IMPROVEMENT PROGRAM (CIP) PROJECT COORDINATOR	\$70,000	1.00
TERRITORIAL CONFIDENTIAL SECRETARY	\$72,000	1.00
CONSTRUCTION PROJECT ADMINISTRATOR	\$100,000	1.00
PROJECT ENGINEER	\$80,000	1.00
PROJECT INSPECTOR	\$68,000	1.00
PROJECT ENGINEER	\$80,000	1.00
TRAFFIC SIGNAL SPECIALIST	\$65,000	1.00
DIRECTOR ROADS & HIGHWAYS	\$65,000	1.00
DIRECTOR OF ROADS	\$60,000	1.00
DEPUTY COMMISSIONER OF OPERATIONS	\$85,000	1.00
CHIEF OF STAFF	\$100,000	1.00
COMMUNICATIONS SPECIALIST	\$60,000	1.00
DIRECTOR OF ROADS	\$65,000	1.00
CHIEF PROCUREMENT OFFICER	\$94,000	1.00
PROJECT ADMINISTRATOR	\$77,000	1.00
OFFICE ASSISTANT	\$50,000	1.00
DISTRICT ENGINEER	\$70,000	1.00
DISTRICT ENGINEER	\$92,000	1.00
PROJECT ENGINEER	\$80,000	1.00
DIRECTOR EQUIPMENT MAINTENANCE	\$65,000	1.00
DISTRICT ENGINEER	\$75,000	1.00
3-D COMPUTER-AIDED DESIGN TECHNICIAN	\$50,000	1.00
OPERATIONS ADMINISTRATIVE SPECIALIST	\$55,000	1.00
STRATEGIC SPECIALIST	\$50,000	1.00
PROJECT ENGINEER	\$80,000	1.00

Position Name	FY 2026	FTE
MATERIAL INSPECTOR	\$65,000	1.00
NETWORK SYSTEMS ADMINISTRATOR	\$70,000	1.00
PROJECT ENGINEER	\$80,000	1.00
DIRECTOR HUMAN RESOURCES & PAYROLL	\$95,000	1.00
ASSISTANT COMMISSIONER STT/STJ	\$115,000	1.00
CAPITAL IMPROVEMENT PROGRAM (CIP) ENGINEERING ADMINISTRATOR	\$90,000	1.00
SPECIAL PROJECTS COORDINATOR	\$55,000	1.00
STRATEGIC SPECIALIST	\$55,000	1.00
FISCAL OPERATIONS SPECIALIST	\$68,000	1.00
DIRECTOR OF CONSTRUCTION	\$65,000	1.00
CONTRACT PAYMENT ADMINISTRATOR	\$50,000	1.00
ADMINISTRATIVE SPECIALIST	\$45,000	1.00
DEPUTY COMMISSIONER	\$85,000	1.00
CONTRACT SPECIALIST	\$55,000	1.00
FIELD AIDE	\$38,269	1.00
ASSISTANT DIRECTOR ADMIN SERVICES	\$70,807	1.00
HUMAN RESOURCES TECHNICIAN	\$59,000	1.00
TOTAL UNCLASSIFIED FILLED	\$4,193,496	60.75
UNCLASSIFIED VACANT		
HUMAN RESOURCES & PAYROLL ANALYST	\$50,000	1.00
DIRECTOR ROADS & HIGHWAYS	\$65,000	1.00
CAPITAL IMPROVEMENT PROGRAM (CIP) PROJECT COORDINATOR	\$70,000	1.00
DISASTER RECOVERY PROGRAM MANAGER	\$85,000	1.00
DISADVANTAGE BUSINESS ENTERPRISE COMPLIANCE OFFICER	\$50,000	1.00
COMMUNICATIONS SPECIALIST	\$55,000	1.00
TOTAL UNCLASSIFIED VACANT	\$375,000	6.00
CLASSIFIED FILLED		
LITTER OFFICER	\$43,901	1.00
ADMINISTRATIVE OFFICER II	\$43,401	1.00
CASHIER II	\$29,991	1.00
CASHIER II	\$30,440	1.00
GENERAL MAINTENANCE WORKER II	\$27,851	1.00
GENERAL MAINTENANCE WORKER II	\$27,851	1.00
GENERAL MAINTENANCE WORKER II	\$28,269	1.00
TRADES HELPER	\$28,693	1.00
GENERAL MAINTENANCE WORKER II	\$28,269	1.00
SUPERVISOR TRAFFIC SIGNAL MAINTENANCE	\$59,294	1.00
DIRECTOR ADMINISTRATIVE SERVICES	\$87,972	1.00
MASON	\$35,236	1.00
REFRIGERATION ENGINEER	\$48,848	1.00
TRADES HELPER	\$27,851	1.00
HEAVY EQUIPMENT OPERATOR I	\$36,347	1.00
SUPERINTENDENT OF ROADS	\$60,433	1.00
CUSTODIAL WORKER	\$28,540	1.00
GENERAL MAINTENANCE WORKER II	\$28,693	1.00
HEAVY EQUIPMENT OPERATOR I	\$35,281	1.00
HEAVY EQUIPMENT OPERATOR I	\$35,281	1.00
HEAVY EQUIPMENT OPERATOR I	\$35,281	1.00
HEAVY EQUIPMENT OPERATOR II	\$37,938	1.00
HEAVY EQUIPMENT OPERATOR II	\$37,938	1.00
LABORER II	\$28,693	1.00

Position Name	FY 2026	FTE
LABORER II	\$27,851	1.00
LABORER II	\$29,193	1.00
ACCOUNTANT III	\$59,302	1.00
GENERAL MAINTENANCE WORKER II	\$27,851	1.00
CARPENTER	\$33,256	1.00
GENERAL MAINTENANCE WORKER II	\$28,269	1.00
PAINTER	\$34,261	1.00
PROJECT SUPERVISOR II	\$40,842	1.00
TRADES HELPER	\$28,693	1.00
GENERAL MAINTENANCE WORKER II	\$27,851	1.00
GENERAL MAINTENANCE WORKER II	\$28,693	1.00
HEAVY EQUIPMENT OPERATOR I	\$35,281	1.00
HEAVY EQUIPMENT OPERATOR I	\$35,281	1.00
HEAVY EQUIPMENT OPERATOR II	\$36,339	1.00
LABORER II	\$28,693	1.00
HEAVY EQUIPMENT MECHANIC	\$43,391	1.00
RECEPTIONIST/COLLECTOR	\$37,430	1.00
RECEPTIONIST/COLLECTOR	\$38,561	1.00
ADMINISTRATIVE OFFICER II	\$43,401	1.00
GENERAL MAINTENANCE WORKER II	\$27,851	1.00
TRUCK DRIVER II	\$35,810	1.00
SUPERINTENDENT OF ROADS	\$60,433	1.00
GENERAL MAINTENANCE WORKER II	\$27,851	1.00
GENERAL MAINTENANCE WORKER II	\$28,351	1.00
GENERAL MAINTENANCE WORKER II	\$28,769	1.00
HEAVY EQUIPMENT MECHANIC	\$43,391	1.00
GENERAL MAINTENANCE WORKER II	\$28,769	1.00
GENERAL MAINTENANCE WORKER I	\$27,040	1.00
HUMAN RESOURCES GENERALIST	\$58,672	1.00
COORDINATOR OF CEMETERY SERVICES	\$55,874	1.00
ACCOUNTS PAYABLE SPECIALIST	\$46,044	1.00
GENERAL MAINTENANCE WORKER I	\$27,040	1.00
GENERAL MAINTENANCE WORKER I	\$27,040	1.00
GENERAL MAINTENANCE WORKER I	\$27,040	1.00
GENERAL MAINTENANCE WORKER I	\$27,040	1.00
HEAVY EQUIPMENT OPERATOR II	\$36,339	1.00
ACCOUNTANT II	\$54,341	1.00
CEMETERY CARETAKER	\$28,687	1.00
SUPERVISOR EQUIPMENT MAINTENANCE	\$51,658	1.00
HEAVY EQUIPMENT OPERATOR I	\$35,281	1.00
TRAFFIC SIGNAL MAINTENANCE TECHNICIAN	\$44,693	1.00
GENERAL MAINTENANCE WORKER I	\$27,040	1.00
CEMETERY CARETAKER	\$28,687	1.00
HEAVY EQUIPMENT OPERATOR II	\$37,438	1.00
CEMETERY CARETAKER	\$28,687	1.00
HEAVY EQUIPMENT OPERATOR II	\$37,438	1.00
GENERAL MAINTENANCE WORKER II	\$28,351	1.00
ACCOUNTANT I	\$50,302	1.00
TOTAL CLASSIFIED FILLED	\$2,642,688	72.00
CLASSIFIED VACANT		
CASHIER II	\$29,547	1.00

Position Name	FY 2026	FTE
GENERAL MAINTENANCE WORKER II	\$27,851	1.00
HUMAN RESOURCES GENERALIST	\$53,217	1.00
SUPERVISOR EQUIPMENT MAINTENANCE	\$51,658	1.00
HEAVY EQUIPMENT OPERATOR II	\$36,885	1.00
PROJECT SUPERVISOR II	\$39,256	1.00
HEAVY EQUIPMENT MECHANIC	\$43,391	1.00
GENERAL MAINTENANCE WORKER I	\$27,040	1.00
GENERAL MAINTENANCE WORKER I	\$27,040	1.00
GENERAL MAINTENANCE WORKER I	\$27,040	1.00
TOTAL CLASSIFIED VACANT	\$362,926	10.00
TOTAL GENERAL FUND	\$7,574,110	148.75
FEDERAL FUNDS 3100		
UNCLASSIFIED FILLED		
OPERATIONS MANAGER	\$35,000	0.5
ADA COORDINATOR	\$50,000	1.00
ADMINISTRATOR DRUG & ALCOHOL	\$46,350	0.75
FEDERAL FISCAL OFFICER	\$66,000	1.00
COORDINATOR FERRYBOAT OPERATOR & MAINTENANCE	\$60,000	1.00
SPECIAL ASSISTANT	\$52,000	1.00
TRANSPORTATION PLANNER	\$82,000	1.00
DEPUTY COMMISSIONER OF TRANSPORTATION	\$102,000	1.00
ADMINISTRATIVE SPECIALIST	\$40,000	1.00
ROUTE MATCH ADMINISTRATOR	\$45,000	1.00
TOTAL UNCLASSIFIED FILLED	\$578,350	9.25
UNCLASSIFIED VACANT		
ADMINISTRATIVE SPECIALIST	\$40,000	1.00
TRANSPORTATION PLANNER	\$82,400	1.00
TOTAL UNCLASSIFIED VACANT	\$122,400	2.00
CLASSIFIED FILLED		
MASS TRANSIT BUS OPERATOR	\$39,074	1.00
MASS TRANSIT BUS OPERATOR	\$39,074	1.00
VITRAN BUS MECHANIC II	\$42,059	1.00
MASS TRANSIT BUS OPERATOR	\$39,074	1.00
MASS TRANSIT BUS OPERATOR	\$39,074	1.00
VITRAN BUS MECHANIC I	\$45,273	1.00
CUSTODIAN	\$31,330	1.00
MASS TRANSIT BUS OPERATOR	\$39,074	1.00
TOTAL CLASSIFIED FILLED	\$314,032	8.00
CLASSIFIED VACANT		
CUSTODIAN	\$31,330	1.00
TOTAL CLASSIFIED VACANT	\$31,330	1.00
TOTAL FEDERAL FUNDS	\$1,046,112	20.25
TOTAL DPW	\$8,620,222	169.00

APPENDIX II

DEPARTMENT OF PUBLIC WORKS *ST. CROIX DISTRICT VEHICLE*

Year	Make	Model	Division	Funding Source	Lease/ Own	Condition	Plate
2008	Bucket	Truck	Transportation	Local	Own	Fair	PW 171
2015	Chevy	Equinox	Administration	Local	Own	Fair	PW 19
2022	Chevy	Equinox	Administration	Local	Own	Excellent	PW 23
2019	Chevy	Colorado	Operations	Local	Own	Excellent	PW 61
2019	Chevy	Colorado	Operations	Local	Own	Excellent	PW 59
2019	Chevy	Colorado	Operations	Local	Own	Excellent	PW 43
2015	Chevy	Colorado	Operations	Local	Own	Good	PW 145
2019	Chevy	Colorado	Operations	Local	Own	Fair	PW 149
2019	Chevy	Colorado	Operations	Local	Own	Bad	PW 147
2019	Chevy	Colorado	Operations	Local	Own	Excellent	PW 83
2008	Chevy	3500	Operations	Local	Own	Good	PW 99
2019	Chevy	Silverado	Operations	Local	Own	Good	PW 77
2022	Chevy	Silverado	Operations	Local	Own	Excellent	PW 9
2023	Ford	Ranger	Operations	Local	Own	Excellent	PW 235
2023	Ford	Ranger	Operations	Local	Own	Excellent	PW 237
2023	Ford	Ranger	Operations	Local	Own	Excellent	PW 261
2008	Mack	Cv713-Dump Truck	Operations	Local	Own	Good	PW 157
2007	Mack	Granite- Tractor	Operations	Local	Own	Good	PW 11
2019	Case 580n	Backhoe	Operations	Local	Own	Fair	PW 135
2006	Trail Boss	Lowboy Trailer	Operations	Local	Own	Good	PW 136
2006	Trail Boss	Lowboy Trailer	Operations	Local	Own	Good	PW 123
2017	Caterpillar	Backhoe	Operations	Local	Own	Good	PW 179
2017	Caterpillar	Backhoe	Operations	Local	Own	Bad	PW 177
2018	Case	Backhoe	Operations	Local	Own	Fair	PW 33
2018	Case	Backhoe	Operations	Local	Own	Fair	PW 35
2018	Case 580n	Backhoe	Operations	Local	Own	Fair	PW 37
2014	Case	Grader	Operations	Local	Own	Good	PW 151
2012	Mack	Roll On Roll Off	Operations	Local	Own	Bad	PW 191
2019	International	Patch Truck	Operations	Local	Own	Excellent	PW 13
2009	Flatbed	-	Operations	Local	Own	Good	PW 129
2009	Chevy	Silverado Dump Truck	Operations	Local	Own	Bad	PW 161
-	Eager Beaver	Trailer	Operations	Local	Own	Good	PW 236
2022	Elgin	Freightliner	Operations	Federal	Own	Excellent	PW 17
2022	Elgin	Freightliner	Operations	Federal	Own	Excellent	PW 265
2022	Vacuum	Truck	Operations	Federal	Own	Excellent	PW 275
-	Link	Belt Track Hoe	Operations	Local	Own	Good	-
-	Bobcat	-	Operations	Local	Own	Good	-
2019	International	Pro Patcher	Operations	Local	Own	Excellent	-
-	Skid Loader	-	Operations	Local	Own	Bad	-
-	Skid Loader	-	Operations	Local	Own	Good	-
2022	Caterpillar	Roller	Operations	Local	Own	Good	-
-	Ditch Witch	-	Operations	Local	Own	Bad	-
-	Mini	Trackhoe	Operations	Local	Own	Good	-
-	Mini	Trackhoe	Operations	Local	Own	Good	-
2011	Chevy	Colorado	Engineering	Local	Own	Good	PW 93

Year	Make	Model	Division	Funding Source	Lease/ Own	Condition	Plate
2011	Chevy	Colorado	Engineering	Local	Own	Good	PW 95
2022	Ford	Ranger	Engineering	Local	Own	Excellent	PW 233
2010	Chevy	Colorado	Operations	Local	Own	Good	PW 204
2022	Chevy	Silverado	Operations	Local	Own	Excellent	PW 239
2023	Ford	Ranger	Operations	Local	Own	Excellent	PW 267
2023	Ford	Ranger	Operations	Local	Own	Excellent	PW 255
2022	Ford	Explorer	Comm. Office	Local	Own	Excellent	PW 2
2022	Chevy	Equinox	Administration	Local	Own	Excellent	PW 238
2024	Ford	Ranger	Operations	Local	Own	Excellent	PW-273
2024	Ford	Ranger	Operations	Local	Own	Excellent	PW-279
2024	Ford	Lightning Crew Cab 4x4	Transportation	Local	Own	New	PW-281
2011	Chevy	Colorado	Operations	Local	Own	Good	PW-095
2023	Ford	Ranger	Engineering	Local	Own	Good	PW-277
TOTAL: 58							

VITRAN

Year	Make	Model	Funding Source	Lease/ Own	Condition	Plate
2006	Chevy	Van	Federal	Own	Bad	PW 38
2015	Chevy	Van	Federal	Own	Good	PW 101
2013	Chevy	Van	Federal	Own	Bad	PW 107
2013	Chevy	Van	Federal	Own	Good	PW 109
2014	Eldorado	Bus	Federal	Own	Good	PW 119
2017	Chevy	Van	Federal	Own	Fair	PW 163
2017	Chevy	Van	Federal	Own	Good	PW 165
2015	Chevy	Van	Federal	Own	Good	PW 167
2013	Chevy	Van	Federal	Own	Bad	PW 168
2017	Chevy	Van	Federal	Own	Good	PW 169
2014	Eldorado	Bus	Federal	Own	Good	PW 181
2014	Eldorado	Bus	Federal	Own	Fair	PW 187
2014	Eldorado	Bus	Federal	Own	Fair	PW 193
2015	Chevy	Van	Federal	Own	Fair	PW 195
2009	Chevy	Van	Federal	Own	Bad	PW 197
2014	Eldorado	Bus	Federal	Own	Bad	PW 199
2015	Chevy	Van	Federal	Own	Good	PW 201
2014	Eldorado	Bus	Federal	Own	Fair	PW 203
2014	Eldorado	Bus	Federal	Own	Fair	PW 205
2014	Eldorado	Bus	Federal	Own	Fair	PW 207
2014	Eldorado	Bus	Federal	Own	Bad	PW 271
2022	Chevy	Van	Federal	Own	Excellent	PW 143
2022	Chevy	Van	Federal	Own	Excellent	PW 241
2022	Chevy	Colorado	Federal	Own	Excellent	PW 49
2022	Chevy	Colorado	Federal	Own	Excellent	PW 39
2015	Chevy	Equinox	Local	Own	Good	PW 125
2022	Chevy	Equinox	Local	Own	Excellent	PW 137
2022	Chevy	Equinox	Local	Own	Excellent	PW 139
2022	Chevy	Equinox	Local	Own	Excellent	PW 141
2016	Chevy	Equinox	Local	Own	Good	PW 81
TOTAL: 30						

APPENDIX III

DEPARTMENT OF PUBLIC WORKS

ST. THOMAS/ST. JOHN DISTRICT VEHICLE LISTING

Year	Make	Model	Division	Funding Source	Lease/ Own	Condition	Plate
2022	Chevy	Equinox	Comm. Office	Local	Own	Excellent	PW-247
2017	Chevy	Silverado	Operations	Local	Own	Excellent	PW-164
2005	Chevy	Colorado	Operations	Local	Own	Good	PW-70
2018	Case	580N EP Backhoe	Operations	Local	Own	Good	PW-227
2007	Chevy	C7500	Operations	Local	Own	Good	PW-160
2011	International	Asphalt Truck	Operations	Local	Own	Fair	PW-186
2008	Chevy	Colorado	Operations	Local	Own	Good	PW-200
2015	Case	580N Backhoe	Operations	Local	Own	Good	PW-220
2021	Chevy	Silverado	Operations	Local	Own	Excellent	PW-223
2022	Ford	Ranger	Operations	Local	Own	Excellent	PW-286
2022	Chevy	Colorado	Comm. Office	Local	Own	Excellent	PW-1
2019	Chevy	Equinox	Operations	Local	Own	Excellent	PW-218
2022	Tesla	Model Y-Electric	Comm. Office	Federal	Own	Excellent	PW-4
2019	Chevy	Silverado	Operations	Local	Own	Fair	PW-66
2017	Chevy	1500	Construction	Local	Own	Excellent	PW-164
2019	Chevy	Silverado	Operations	Local	Own	Good	PW-168
2020	Chevy	Colorado	Operations	Local	Own	Excellent	PW-217
2018	Chevy	Colorado	Operations		Own	Good	PW-166
2015	Chevy	Equinox	Operations	Local	Own	Good	PW144
2011	Chevy	Colorado	Operations	Local	Own	Good	PW-98
2015	Yale	Forklift	Operations	Local	Own	Good	PW-178
2022	Chevy	Silverado	Operations	Local	Own	Excellent	PW-240
2006	Chevy	Silverado	Operations	Local	Own	Good	PW-132
2003	Chevy	Silverado	Operations	Local	Own	Fair	PW-26
2007	Chevy	Water Truck	Operations	Local	Own	Fair	PW-106
2011	Mack	Roll-off Truck	Operations	Local	Own	Good	PW-108
2000	Mack	Low Boy Truck	Roads & Highways	Local	Own	Excellent	PW-110
2005	Mack	Dump Truck	Operations	Local	Own	Need Repair	PW-116
2015	Chevy	Silverado	Operations	Local	Own	Excellent	PW-122
2004	Mack	Granite Wrecker	Operations	Local	Own	Good	PW-126
2011	Chevy	Bucket Truck	Operations	Local	Own	Fair	PW-154
2018	Chevy	Equinox	Comm. Office	Local	Own	Good	PW-162
2005	Mack	Granite Roller	Operations	Local	Own	Fair	PW-188
-	Russell	Trailboss Lowboy	Operations	Local	Own	Fair	PW-184
2019	Freightliner	Sweeper	Operations	Local	Own	Excellent	PW-216
2018	Case	580N Backhoe	Operations	Local	Own	Good	PW-219
2020	International	Asphalt Truck	Operations	Local	Own	Excellent	PW-221
2018	Case	580N Backhoe	Operations	Local	Own	Good	PW-226
2018	Case	580N Backhoe	Operations	Local	Own	Good	PW-228
2022	Chevy	Silverado	Operations	Local	Own	Excellent	PW-242
2022	Ford	Ranger	Operations	Local	Own	Excellent	PW-245
2022	Ford	Dump Truck	Operations	Local	Own	Excellent	PW-246

Year	Make	Model	Division	Funding Source	Lease/ Own	Condition	Plate
2022	Freightliner	Sweeper Truck	Operations	Federal	Own	Excellent	PW-249
2022	Ford	Ranger	Operations	Local	Own	Excellent	PW-251
2022	Chevy	Silverado	Operations	Local	Own	Excellent	PW-256
2022	Ford	Ranger	Operations	Local	Own	Excellent	PW-257
2022	Ford	F-650 Dump Truck	Operations	Local	Own	Excellent	PW-262
2019	Freightliner	Vacuum Truck	Operations	Federal	Own	Good	PW-276
2022	Ford	Ranger	Operations	Local	Own	Excellent	PW-278
2022	Ford	Ranger	Operations	Local	Own	Excellent	PW-280
2002	Chevy	S10	Operations	Local	Own	Fair	PW-138
2006	Chevy	C5500	Operations	Local	Own	Fair	PW-158
2007	Chevy	Colorado	Operations	Local	Own	Fair	-
2011	International	Flatbed Wrecker	Operations	Local	Own	Good	PW-212
2022	Ford	Ranger	Operations	Local	Own	Excellent	PW -92
2023	Mack	Granite Dump	Operations	Local	Own	Excellent	PW-264
2024	Ford	Ranger	Operations	Local	Own	Excellent	PW-258
2024	Ford	Ranger	Operations	Local	Own	Excellent	PW-270
2024	Ford	Ranger	Operations	Local	Own	Excellent	PW-272
2024	Ford	Ranger	Operations	Local	Own	Excellent	PW-282
TOTAL: 60							

VITRAN

Year	Make	Model	Funding Source	Lease/ Own	Condition	Plate
2017	Chevy	-	Federal	Own	Written Off	PW-54
2021	Ford	-	Federal	Own	Good	PW-252
2019	Eldorado	-	Federal	Own	Good	PW-210
2019	Eldorado	-	Federal	Own	Good	PW-211
2019	Eldorado	-	Federal	Own	Good	PW-212
2014	Eldorado	-	Federal	Own	Good	PW-48
2014	Eldorado	-	Federal	Own	Good	PW-72
2014	Eldorado	-	Federal	Own	Good	PW-130
2015	Chevy	Van	Federal	Own	Good	PW 174
2017	Chevy	Van	Federal	Own	Good	PW 136
2017	Chevy	Van	Federal	Own	Good	PW 56
2017	Chevy	Van	Federal	Own	Good	PW 172
2017	Chevy	Van	Federal	Own	Good	PW 134
2017	Chevy	Van	Federal	Own	Good	PW 58
2017	Chevy	Van	Federal	Own	Good	PW 68
2011	Chevy	Van	Federal	Own	Fair	PW 90
2022	Ford	Transit	Federal	Own	Excellent	PW 266
2022	Ford	Transit	Federal	Own	Excellent	PW 260
2021	Ford	Transit	Federal	Own	Excellent	PW 213
2021	Ford	Transit	Federal	Own	Excellent	PW 248
2022	Chevy	Equinox	Federal	Own	Excellent	PW 60
2022	Chevy	Equinox	Federal	Own	Excellent	PW 30
2015	Chevy	Colorado	Federal	Own	Good	PW 222
2022	Chevy	Colorado	Local	Own	Good	PW 244
2022	Chevy	Colorado	Local	Own	Excellent	PW 24
2015	Chevy	Colorado	Local	Own	Good	PW 232

Year	Make	Model	Funding Source	Lease/ Own	Condition	Plate
2015	Chevy	Colorado	Local	Own	Good	PW 234
2015	Chevy	3500	Federal	Own	Good	PW 118
2015	Chevy	3500	Federal	Own	Good	PW 150
2022	Chevy	2500	Federal	Own	Excellent	PW 253
2014	Eldorado	-	Federal	Own	Good	PW 80
2014	Eldorado	-	Federal	Own	Good	PW 86
2014	Eldorado	-	Federal	Own	Good	PW 100
2019	Eldorado	-	Federal	Own	Good	PW 230
2019	Eldorado	-	Federal	Own	Good	PW 214
2019	Eldorado	-	Federal	Own	Good	PW 215
2015	Eldorado	-	Federal	Own	Good	PW 224
TOTAL: 37						


APPENDIX IV

DPW'S PROFESSIONAL SERVICE CONTRACTS

Contractor/Vendor	Compensation	Term	Period
Mount Welcome Road Pavement Reconstruction from East End Road to VIPA Entrance, VI Route No. 753, Project No. VI-0753(001)	\$2,866,316	180 DAYS	June 4, 2021-April 21, 2025
St. John FEMA Public Assistance Local Road Repairs - 01	\$2,108,081	365 DAYS	May 30, 2022-October 25, 2025
Roadway Reconstruction, Rehabilitation, Geometrics and Safety Improvements Clifton Hill Road Route 75 - Phase I	\$11,945,331	180 DAYS	April 28, 2022-May 2, 2025
St. Thomas FEMA Public Assistance Local Road Repairs - 01	\$2,493,575	180 DAYS	June 6, 2022-May 27, 2025
Christiansted Road Repairs	\$1,494,404	150 DAYS	March 1, 2024-January 27, 2025
Estate Mount Pleasant Road Repairs	\$1,702,630	180 DAYS	March 15, 2024-June 1, 2025
Additional Work to the Roadway Reconstruction, Rehabilitation, Geometrics and Safety Improvements Clifton Hill Road Route 75 - Phase I	\$3,131,620	129 DAYS	April 29, 2024-May 3, 2025
Additional Work to the Fort Christian Parking Lot Conduit Installation Project	\$240,796	30 DAYS	July 9, 2024-May 28, 2025
STX Bus Shelters Renovations - Kingshill to Adventure	\$96,882	120 DAYS	September 4, 2024-June 3, 2025
Western Cemetery Repair, Maintenance, and Perimeter Wall Construction	\$889,372	270 DAYS	November 25, 2024-August 22, 2025
Fort Christian Parking Lot Renovations	\$1,760,645	180 DAYS	November 4, 2024-May 3, 2025
Route 64 Road Repairs (Airport Road)	\$1,763,650	90 DAYS	December 9, 2024-June 7, 2025
Renovations to the Cyril E. King Mausoleum	\$163,769	180 DAYS	March 24, 2025-September 20, 2025
Mahogany Road-Ethel McIntosh Memorial Drive Roadway Improvement	\$17,750,439	520 DAYS	January 27, 2025-July 1, 2026
Construction of a Low Water Crossing at Rust Up Twist	\$62,865	90 DAYS	June 27, 2025-September 25, 2025
Cutting Edge Construction, Inc.	Varies	-	December 1, 2023-November 30, 2025
Apex Construction Company, Inc.	Varies	-	December 1, 2023-November 30, 2025
Continental Construction and Engineering, LLC	Varies	-	December 1, 2023-November 30, 2025
Tetra Tech, Inc.	Varies	-	December 1, 2023-November 30, 2025
DebrisTech, LLC	Varies	-	December 1, 2023-November 30, 2025
Heights Construction & Supply, LLC	Varies	-	December 1, 2023-November 30, 2025
Continental Construction and Engineering, LLC	Varies	-	December 1, 2023-November 30, 2025
Impact Construction, LLC	Varies	-	August 20, 2024-September 30, 2025
Bates Trucking & Trash Removal, Inc.	Varies	-	August 9, 2024-September 30, 2025
Continental Construction and Engineering, LLC	Varies	-	August 12, 2024-September 30, 2025
Cutting Edge Construction, Inc.	Varies	-	August 12, 2024-September 30, 2025
Virgin Islands Paving, Inc.	Varies	-	August 12, 2024-September 30, 2025
Marco St. Croix, Inc.	Varies	-	August 12, 2024-September 30, 2025
Joshua Chitolie dba Joshua's Trucking and Landscaping	Varies	-	August 22, 2024-September 30, 2025
Nanton & Walter, LLC	Varies	-	August 22, 2024-September 30, 2025
Heights Construction & Supply, LLC	Varies	-	August 27, 2024-September 30, 2025
Cutting Edge Construction, Inc.	Varies	-	August 20, 2024-September 30, 2025
Impact Construction, LLC	Varies	-	August 20, 2024-September 30, 2025
Bates Trucking & Trash Removal, Inc.	Varies	-	August 15, 2024-September 30, 2025
Marco St. Croix, Inc.	Varies	-	August 19, 2024-September 30, 2025
SF General Maintenance Services, LLC	Varies	-	August 20, 2024-September 30, 2025
Virgin Islands Paving, Inc.	Varies	-	August 21, 2024-September 30, 2025
Yard Care, LLC dba P.C. Landscaping & Water Delivery	Varies	-	August 22, 2024-September 30, 2025
Nanton & Walter, LLC	Varies	-	August 22, 2024-September 30, 2025
Joshua Chitolie dba Joshua's Trucking and Landscaping	Varies	-	August 22, 2024-September 30, 2025
Continental Construction and Engineering, LLC	Varies	-	August 20, 2024-September 30, 2025
Cruzan Group, LLC dba Paradise Recycling	Varies	-	September 16, 2024-September 30, 2025
United Resources, LTD. Co.	Varies	-	October 9, 2024-September 30, 2025
United Resources, LTD. Co.	Varies	-	January 17, 2025-September 30, 2025
SF General Maintenance Services, LLC	Varies	-	September 1, 2024-September 30, 2025

Contractor/Vendor	Compensation	Term	Period
General Architectural and Engineering Consulting Services	NTE \$175,000	-	July 17, 2023-July 16, 2025
Transportation Services of St. John, Inc.	None	36 MONTHS	November 21, 2023-November 20, 2026
Varlack Ventures, Inc.	None	36 MONTHS	November 21, 2023-November 20, 2026
Bureau of Corrections	\$75,000	1 YEAR	September 5, 2024-September 4, 2025
CMYK Digital, LLC dba Colormax Copy & Graphics Center	75% of Gross Revenue	-	July 18, 2023-July 17, 2025
Professional Design/Builders, Inc. dba Custom Builders	\$202,187	-	June 25, 2024-July 23, 2025
Stanley Consultants, Inc.	\$3,678,512	-	September 3, 2021-September 29, 2025
Island Roads Corporation	\$4,844,620	-	April 15, 2024-October 12, 2025
Chem Chek Co, Inc.	\$87,600	-	October 18, 2021-October 17, 2025
Island Roads Corporation	\$7,621,955	-	May 1, 2024-October 28, 2025
Piotr Gajewski	\$147,810	-	November 4, 2024-November 3, 2025
NV5, Inc.	\$552,462	-	February 13, 2024-November 15, 2025
NV5, Inc.	\$446,352	-	April 8, 2024-April 7, 2026
Kimley-Horn and Associates, Inc.	\$216,575	-	July 19, 2024-July 18, 2026
MCN Build, Inc.	\$165,818,920	-	August 21, 2022-July 21, 2026
Jomo L. McClean	\$520,619	-	August 20, 2023-August 19, 2026
John Paul David, P.E.	\$448,963	-	September 1, 2023-August 31, 2026
Bradford E. Marshall, Jr. dba Mars Construction Consultants	\$367,219	-	September 1, 2023-August 31, 2026
Stanley Consultants, Inc.	\$974,338	-	September 17, 2023-September 17, 2026
Myron James	\$294,390	-	October 11, 2024-October 10, 2026
WSP USA, Inc.	\$1,314,042	-	January 1, 2024-February 28, 2027
iWorQ Systems, Inc.	\$286,000	-	March 12, 2021-March 11, 2027
PaleoWest, LLC d/b/a Chronicle Heritage	\$880,251	-	May 13, 2025-May 12, 2027
Model 1 Commercial Vehicles, Inc.	\$2,076,949	-	August 27, 2024-June 18, 2027
Omni Systems, Inc.	\$183,645	-	October 27, 2022-October 26, 2027
Trapeze Software Group, Inc. dba TripSpark Technologies	\$345,626	-	June 10, 2025-June 9, 2028
Island Roads Corporation	Varies	-	February 12, 2024-September 30, 2025
Grace Civil, LLC	Varies	-	February 5, 2024-September 30, 2025
Rumina Construction, LLC	Varies	-	February 5, 2024-September 30, 2025
Virgin Islands Paving, Inc.	Varies	-	February 6, 2024-September 30, 2025
Reich, LLC	\$90 Per Hour	-	February 6, 2024-September 30, 2025
Bruney's, Inc. dba Precise Builders	Varies	-	May 30, 2024-September 30, 2025
Marco St. Croix, Inc.	Varies	-	May 30, 2024-September 30, 2025
Ranger American of the VI, Inc.	Varies	-	October 1, 2023-September 30, 2025
Atlantic Maintenance & Trucking Services, Inc.	Varies	-	December 1, 2023-September 30, 2025
Ranger American of the VI, Inc.	Varies	-	October 1, 2023-September 30, 2025
Old Hospital Investments dba Carpet Masters	Varies	-	February 12, 2024-September 30, 2025
Raymond Brown dba ORB Landscaping and Trucking	\$100 Per Hour	-	July 5, 2024-July 4, 2026
Leoneal Furet, Yusef Joshua dba High Grade Cleaning Services	\$100 Per Hour	-	July 5, 2024-July 4, 2026
Franklin Schulerbrandt dba Franklin Schulerbrandt Landscaping	\$100 Per Hour	-	July 5, 2024-July 4, 2026
Altony Ferodin dba Altony Painting and Landscaping	\$100 Per Hour	-	July 5, 2024-July 4, 2026
Joseph Schulerbrandt dba Joseph Schulerbrandt Landscaping	\$100 Per Hour	-	July 5, 2024-July 4, 2026
Fabien's Trucking, LLC	\$100 Per Hour	-	July 5, 2024-July 4, 2026
Leayle King dba King's Landscaping & Maintenance Service	\$100 Per Hour	-	July 5, 2024-July 4, 2026
Great Grounds Enterprises, LLC	\$100 Per Hour	-	July 5, 2024-July 4, 2026
Ciprian Teofilo dba Gringo's Landscaping and Trash Removal	\$100 Per Hour	-	July 5, 2024-July 4, 2026
Julio Avila dba Julio Landscaping & Maintenance	\$100 Per Hour	-	July 5, 2024-July 4, 2026
O.R.D., Inc.	\$107 Per Hour	-	July 5, 2024-July 4, 2026
Rijo Consultant, Repairs & Maintenance, LLC	\$100 Per Hour	-	July 5, 2024-July 4, 2026
Gotti's Cleaning and Maintenance Services	\$107 Per Hour	-	July 5, 2024-July 4, 2026
Prosperity Cleaning Specialist	\$112 Per Hour	-	September 1, 2024-August 31, 2026
Joshua Chitolie dba Joshua's Trucking and Landscaping	\$112 Per Hour	-	September 1, 2024-August 31, 2026
Superb Lawn Care & Pressure Washing, LLC	\$112 Per Hour	-	September 1, 2024-August 31, 2026
The Allanonyx Group, LLC dba Edge 2 Edge Landscaping	\$100 Per Hour	-	July 5, 2024-July 4, 2026
Burton Edney, Jr. dba Twin City Promotions	\$112 Per Hour	-	September 1, 2024-August 31, 2025
Sanchez Landscaping, Gardening and Maintenance, Co.	\$100 Per Hour	-	July 5, 2024-July 4, 2026
Moses Equipment, LLC	\$112 Per Hour	-	September 1, 2024-August 31, 2026

Contractor/Vendor	Compensation	Term	Period
P&P Communications, LLC	\$112 Per Hour	-	September 1, 2024-August 31, 2026
Prosperity Cleaning Specialist	\$95.00 Per Hour	-	September 1, 2024-August 31, 2026
Superb Lawn Care & Pressure Washing, LLC	\$95.00 Per Hour	-	September 1, 2024-August 31, 2026
Nanton & Walter, LLC	\$95.00 Per Hour	-	September 1, 2024-August 31, 2026
Adam Deller dba Machete Bush Cutting Service	\$112 Per Hour	-	September 1, 2024-August 31, 2026
ORD, Inc.	\$95.00 Per Hour	-	September 1, 2024-August 31, 2026
Burton Edney, Jr. dba Twin City Promotions	\$95.00 Per Hour	-	September 1, 2024-August 31, 2026
Moses Equipment, LLC	\$95.00 Per Hour	-	September 1, 2024-August 31, 2026
Simplicity Landscaping, Painting & Cleaning Services, LLC	\$100 Per Hour	-	July 5, 2024-July 4, 2026
P&P Communications, LLC	\$95 Per Hour	-	September 1, 2024-August 31, 2026
EMJ Enterprises, LLC	\$95 Per Hour	-	September 1, 2024-August 31, 2026
Higher Heights, LLC	\$112 Per Hour	-	September 27, 2024-August 31, 2026
Spotless Cleaners, LLC	Varies	-	October 1, 2024-September 30, 2025
Oliver Exterminating of St. Thomas, Inc.	Varies	-	October 1, 2024-September 30, 2025
MLC Holdings, LLC dba Import Supply	Varies	-	October 1, 2024-September 30, 2025
Ocean Pest Control	Varies	-	October 1, 2024-September 30, 2025
TOTAL: 118	\$240,032,772		



COMMITTEE ON BUDGET, APPROPRIATIONS & FINANCE
- POST AUDIT DIVISION -

P.O. Box 1690
Emancipation Garden Station
St. Thomas, Virgin Islands 00840
Phone: (340) 774-2478