

COMMITTEE ON BUDGET, APPROPRIATIONS & FINANCE
36TH LEGISLATURE OF THE VIRGIN ISLANDS

POST AUDIT DIVISION

FISCAL YEAR 2026 BUDGET ANALYSIS

Bureau of Corrections

June 18, 2025



COMMITTEE ON BUDGET, APPROPRIATIONS & FINANCE
36TH LEGISLATURE OF THE VIRGIN ISLANDS

POST AUDIT DIVISION

COMMITTEE MEMBERS

Chair, Honorable Novelle E. Francis, Jr.
Senator Dwayne M. De Graff
Senator Hubert L. Frederick
Senator Kurt A. Vialet

Vice Chair, Honorable Marvin A. Blyden
Senator Marise C. James
Senator Ray Fonseca

POST AUDIT DIVISION

STAFF CONTRIBUTORS

Dr. Theodora Philip**Post Auditor**
Ms. Nikia Fleming**Assistant Post Auditor**
Ms. Ameka Hydman.....Executive Assistant
Ms. Odette Gordon.....Budget Analyst
Ms. Ashley WattleyBudget Analyst
Ms. Christina Colbourne.....Administrative Assistant
Ms. Shirley FahieAdministrative Secretary
Mr. Armani Anderson.....Summer Intern

TABLE OF CONTENTS

TITLE	PAGE NUMBER
DEPARTMENT OVERVIEW	1
BUREAU OF CORRECTIONS AT A GLANCE	2-3
FUND FLOW ANALYSIS	4
FISCAL YEAR 2026 BUDGET SUMMARY	5-6
PERSONNEL SERVICES	6
OTHER SERVICES & CHARGES	7
LEASES AND RENTALS	7
PROFESSIONAL SERVICES CONTRACTS	8-9
FEDERAL GRANTS	10
VEHICLE LISTING	10
REVENUE BUDGET	11
OUTSTANDING VENDOR PAYMENTS	11
SUMMARY	12
APPENDIX I. PERSONNEL LISTING	13-17
APPENDIX II. VEHICLE LISTING	18
APPENDIX III. OUTSTANDING VENDOR OBLIGATIONS	19-21

DEPARTMENT'S OVERVIEW

Virgin Islands Bureau of Corrections (BOC) Overview

Legislative Background

- In **2008**, **Act 6997** amended Title 3 of the Virgin Islands Code, re-establishing the **Bureau of Corrections (BOC)** as a department within the executive branch.
- This act transferred all personnel, equipment, and unexpended funds related to correctional activities from the **Department of Justice** to the **Bureau of Corrections**.

Facilities

The BOC operates three correctional facilities and two central administrative offices:

1. **St. Croix**
 - John A. Bell Adult Correctional Facility (*JABCF*)
2. **St. Thomas**
 - Alexander A. Farrelly Criminal Justice Complex (*CJC*)
 - Alva A. Swan Correctional Annex (*Annex*)
3. **Administrative Offices**
 - One located in *Christiansted*, St. Croix
 - One located in *Charlotte Amalie*, St. Thomas

Organizational Structure

The BOC is structured into four primary divisions:

- **Administration**
- **Institutional Facilities**
- **Health Services**
- **Program & Treatment**

Mission and Responsibilities

The BOC is committed to:

- Ensuring the **proper care and supervision** of all offenders under its jurisdiction.
- Supporting offender **rehabilitation and re-entry** into society.
- **Protecting the public** and maintaining the **safety of correctional personnel**.

BUREAU OF CORRECTIONS AT A GLANCE

The Bureau of Corrections was initially appropriated **\$36,224,549** for Fiscal Year 2025 under Act No. 8916. The budget ceiling was subsequently revised downward to **\$35,624,549** by the Office of Management and Budget (OMB). No additional appropriations have been allocated to the Department for Fiscal Year 2025.

Financial activity for **Fiscal Year 2025** reflects a proactive and front-loaded approach to budgeting. As of the current reporting period, the Bureau has **committed more funds than have been officially allotted**, underscoring its strategic emphasis on:

- **Contractual coverage**
- **Operational readiness**
- **Early resource allocation**

This financial posture highlights the Bureau's intent to ensure continuity in services and preparedness across all facilities, despite potential fluctuations in the timing of budget disbursements.

As of June 10th, allotments (**\$21.6M**) received represented **60.9% of BOC's total appropriation** and obligation's (**\$26.2M**) exceeded available allotments, displaying strong execution of planned activities. While this strategy appears to create a healthy budget outlook, it can also present several key risks and must be closely managed with strong internal controls and reconciliation mechanisms to avoid overspending and misreporting.

Historically, the Bureau allocated funding towards essential operational needs such as facility maintenance, inmate care, medical supplies and overtime for staff; however, this funding pattern reflects the Bureau's priority on continuity of service despite a conservative fund release relative to the FY2025 appropriation.

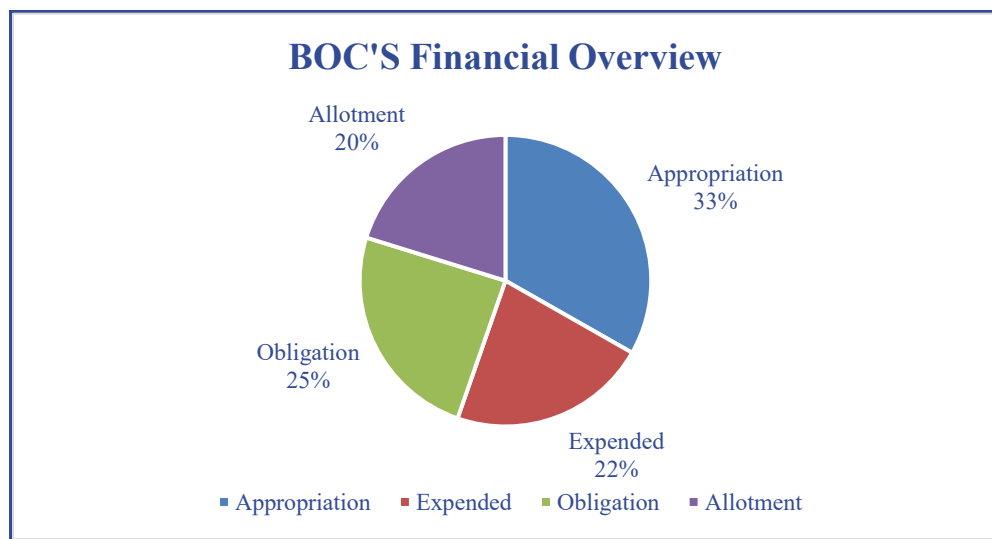


Exhibit I

During the Bureau of Corrections Fiscal Year 2025 budget hearing, testimony was given on the following, **Exhibit II** contains an update on the status of the initiatives:

FY 2025 INITIATIVES	UPDATE
Chaplaincy Program – Provides exceptional range of voluntary religious services to inmate.	Ongoing
Vocational Education Partnered with UVICELL.	Ongoing
Strategic Plan: (1) Enhanced Rehabilitation Program: BOC's commitment to implanting comprehensive rehabilitation programs that address the mental and physical well-being of inmates. (2) Staff Development: There is strong focus on professional development of the BOC staff to ensure they are well equipped. (3) Community Partnership: BOC aims to strengthen its collaboration with community partners to support offender reentry and reduce recidivism. (4) Facility Improvements: Efforts are continuously ongoing to upgrade facilities to meet modern correctional standards and improve living conditions for inmates.	Ongoing
The Virgin Islands Parole Board is responsible for reviewing applications for parole from inmates incarcerated in various penal institutions within the Virgin Islands.	At a standstill due to a lack of a quorum.
Officers and Employees Week – The Bureau hosted a week of activities to honor the employee's outstanding service and contribution on May 5-11, 2024.	Officers and Employee Week was held May 4-10, 2025
Canine Work Force Unit – BOC utilizes two highly trained canines to enhance security. Each canine is trained in a specific area. One is trained in narcotics detection and the other in electronic detection.	Ongoing
Equine Program – The Bureau collaborates with the Virgin Islands Equestrian Equine Therapy Project, Inc. (VIEETP) to administer the Elite Program. The Elite Program is steered towards horse care and training. Six (6) persons have completed the course in 2024.	There are 4 persons in the program now.
Graduation of Parent Inside and Outside Cohort – The Bureau is partnered with the Department of Justice Paternity and Child Support Division and ten (10) participants graduated in 2024.	13 graduated in 2025
National Returning Citizens Conference – The Bureau of Correction was recognized in 2024 for its dedication to implementing progressive workforce policies and practices, particularly in hiring individuals with prior incarceration experience. BOC attended the conference this year.	Ongoing
Inmate Work Program – The inmate work program is an integral component of the prison's regimen, operates with unparalleled efficiency and impact. Currently, there are 68 participants.	Ongoing
Accomplishments:	
In 2024, 575 prisoners were released from custody in the St. Thomas/St. John and St. Croix district. Of the 575 released 65 reoffended and returned to custody.	Ongoing
Upgrades:	
John A. Bell Adult Correctional Facility and Alexander A. Farrelly Criminal Justice Center – The Bureau is committed to continuously upgrading the prison and jail facilities enhancing safety, security, and overall efficiency.	Ongoing
Housing:	
In June 2024, the Bureau housed 238 inmates locally and 156 inmates off-island placement facilities (73 – Florida, 38 Virginia, and 45 Mississippi).	351 inmates (191 locally & 160 off-island)
Union Information:	
Seafarers International Union (SIU) for Correction Officers were paid their salary increases based on the Collective Bargaining Agreement.	Completed
Law Enforcement Supervisor's Union (LESU) have received their salary increases.	Completed

Exhibit II

FUND FLOW ANALYSIS

The Bureau's Fiscal Year 2025 fund flow analysis outlines the Bureau of Corrections budget across five (5) key components: appropriation, allotment amount, obligations, expenditures, and balance available; and notes that the obligations reflect commitments made through June 16, 2025. This analysis can be viewed as *Exhibit III*.

Dept.	Fund Source	Appropriation	Allotted as of June 07, 2025	Obligated	Expended as of June 10, 2025	Balance	Remarks
BOC	General	\$35,624,549	\$21,671,482	\$26,212,169	\$23,695,257	\$11,929,292	\$13.9M unallotted/\$2,516.912 obligated but not spent

Exhibit III

As of the current review, Post Audit's Fund Flow Analysis indicates that the Bureau of Corrections should have an **unallotted balance of \$13,953,067**. However, the **Office of Management and Budget reports a lower figure of \$13,553,067**, signifying an additional reduction of **\$400,000** under Utilities.

According to the **Office of Management and Budget's Allotment Report** as of **June 7, 2025**, the **Bureau of Corrections** was:

- **Allotted:** \$21,671,482.00
- **Unallotted Balance:** \$13,553,067.00

A review of the allotment details reveals a notable issue under the **Utilities** category:

- The report reflects a **negative unallotted balance of \$400,000**.
- This occurs in part because **\$600,000** was **transferred** from the original Utilities appropriation and **reallocated to the Single Payer Utilities Fund**.
- However, this transfer does **not fully explain** the reported deficit, resulting in an **unaccounted difference of \$200,000**.

Bureau Of Corrections	Legislative Appropriation Act No. 8916	FY 2025 Single Payer Transfer	FY 2025 Salary Increases	FY 2025 Revised Ceiling/Appro.	Total Allotment to Date	Total Unallotted to Date
Personnel	\$12,724,423.00			\$12,724,423.00	\$7,740,648.28	\$4,983,774.72
Fringe Benefits	\$5,639,296.00			\$5,639,296.00	\$3,430,552.94	\$2,208,743.06
Funding For Existing Vacant Positions - Personnel	\$1,039,850.00			\$1,039,850.00	\$632,571.95	\$407,278.05
Funding For Existing Vacant Positions - Fringe Benefits	\$403,207.00			\$403,207.00	\$245,282.95	\$157,924.05
Supplies	\$1,582,201.00			\$1,582,201.00	\$962,500.37	\$619,700.63
Other Services and Charges	\$13,835,572.00			\$13,835,572.00	\$8,416,593.51	\$5,418,978.49
In And Outpatient Services	\$400,000.00			\$400,000.00	\$243,332.00	\$156,668.00
Utilities	\$600,000.00	\$(600,000.00)		\$0.00	\$0.00	\$(400,000.00)
Total Org 150 BOC	\$36,224,549.00	\$(600,000.00)	\$0.00	\$35,624,549.00	\$21,671,482.00	\$13,553,067.00

Exhibit IV

FISCAL YEAR 2026 BUDGET SUMMARY

The Governor has recommended a General Fund appropriation of **\$37,702,232** for Fiscal Year 2026. **Exhibit V** provides a three-year financial summary for the Bureau of Corrections. In Fiscal Year 2025, the Bureau's budget ceiling was reduced by **\$600,000** due to the removal and transfer of utility costs to the Single Payer Utilities Fund, resulting in an adjusted ceiling of **\$35,624,549**.

Description	FY 2024 Actuals	FY 2025 Budget Act 8916	FY 2026 Recommendation	Variance	% Change
General Fund:					
Personnel Services	\$15,052,314.17	\$12,724,423.00	15,585,346.00	\$2,860,923.00	22.48%
Fringe Benefits	\$5,101,168.66	\$5,639,296.00	6,562,484.00	\$923,188.00	16.37%
Funding for Existing Vacant Positions - Personnel	\$0.00	\$1,039,850.00	0.00	(\$1,039,850.00)	-100.00%
Funding for Existing Vacant Positions - Fringe Benefits	\$0.00	\$403,207.00	0.00	(\$403,207.00)	-100.00%
Supplies	\$2,597,841.22	\$1,582,201.00	1,885,999.00	\$303,798.00	19.20%
Other Services	\$11,803,432.57	\$13,835,572.00	13,018,403.00	(\$817,169.00)	-5.91%
In and Out Patient Services (Hospitals)	\$0.00	\$400,000.00	0.00	(\$400,000.00)	-100.00%
Utilities Services	\$63,217.46	\$600,000.00	600,000.00	\$0.00	0.00%
Capital Projects	\$258,076.29	\$0.00	50,000.00	\$50,000.00	100.00%
Total General Fund	\$34,876,050.37	\$36,224,549.00	37,702,232.00	\$1,477,683.00	4.08%
Federal Funds:					
Personnel Services	\$0.00	\$0.00	\$0.00	\$0.00	0.00%
Fringe Benefits	\$0.00	\$0.00	\$0.00	\$0.00	0.00%
Supplies	\$0.00	\$0.00	\$0.00	\$0.00	0.00%
Other Svcs & Chgs	\$429,446.00	\$183,937.00	\$1,654,375.00	\$1,470,438.00	799.42%
Utilities	\$0.00	\$0.00	\$0.00	\$0.00	0.00%
Indirect Cost	\$0.00	\$0.00	\$0.00	\$0.00	0.00%
Capital Outlays	\$0.00	\$0.00	\$0.00	\$0.00	0.00%
Total Federal Funds	\$429,446.00	\$183,937.00	\$1,654,375.00	\$1,470,438.00	799.42%
Non-Appropriated:					
Single Player Utility Fund	\$560,452	\$0.00	\$0.00	\$0.00	0.00%
Asset Recovery Fund	\$140,536	\$0.00	\$0.00	\$0.00	0.00%
Total Non-Appropriated	\$700,988	\$0.00	\$0.00	\$0.00	0.00%
GRAND TOTAL	\$36,006,484.37	\$36,408,486.00	\$39,356,607.00	\$2,948,121.00	7.49%

Exhibit V

For Fiscal Year 2026, the recommended Federal Funds of **\$1,654,375** reflects **an increase of 799% compared to the Fiscal Year 2025 federal allocation.**

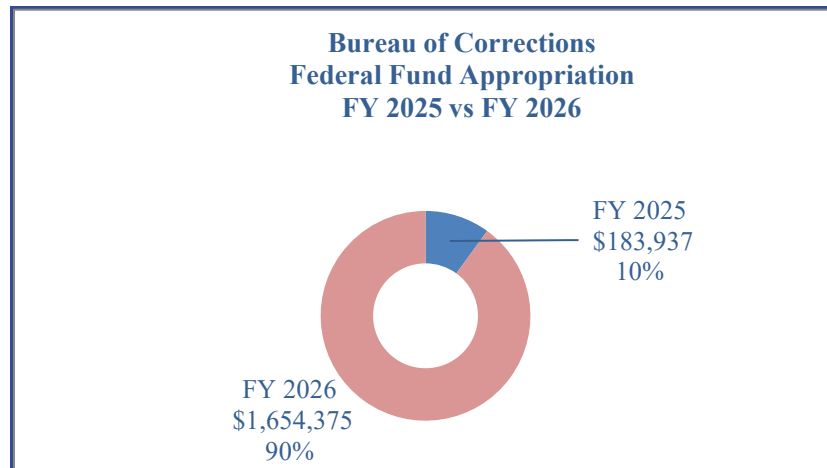


Exhibit VI

The Bureau of Corrections received a significant increase in federal funding for Fiscal Year 2026 under the “Other Services & Charges” expenditure category. Appropriations rose from \$183,937 in FY 2025 to \$1,654,375 in FY 2026; an increase of \$1,470,438. According to BOC, the funds received through the State Criminal Alien Assistance Programs will be used for training, supplies and minor infrastructure upgrades.

PERSONNEL SERVICES

The Governor’s Fiscal Year 2026 General Fund recommendation for Personnel Services is \$15,585,346, reflecting an increase of \$2,860,923, a 22.48% difference from the FY 2025 appropriation of \$12,724,423.

Personnel data for the **Bureau of Corrections** reflects inconsistencies between documents submitted by the **Office of Management and Budget** and figures published in the **Fiscal Year 2026 Executive Budget**:

- According to the **OMB’s FY2026 personnel listing**, the Bureau is allocated **215.50 positions** funded by the **General Fund**.
- In contrast, the **FY2026 Executive Budget** reports:
 - **212.50 filled positions**
 - **54.50 new or vacant positions**

This results in a disparity between the two sources, raising concerns about the accuracy of staffing data and position funding alignment.

- In **FY2025**, the official personnel listing indicated a total of **213.50 positions**.

Bureau of Corrections			Position Classification					
Fiscal Year 2025			Unclassified		Classified			Adjustments
Fund Name	Pos #	FY 2025 Budget	Pos #	Total	Pos #	Total		Total
General Fund – 0100	213.50	\$13,915,334.10	48.00	\$3,527,678.90	165.50	\$9,444,540.20		\$943,115
Grand Total	213.50	\$13,915,334.10	48.00	\$3,527,678.90	165.50	\$9,444,540.20		\$943,115

Bureau of Corrections			Position Classification					
Fiscal Year 2026			Unclassified		Classified			Adjustments
Fund Name	Pos #	FY 2026 Budget	Pos #	Total	Pos #	Total		Total
General Fund – 0100	215.50	\$14,360,345.70	47.00	\$3,242,333.83	165.50	\$9,618,011.87		\$1,500,000
Grand Total	215.50	\$14,360,345.70	47.00	\$3,242,333.83	165.50	\$9,618,011.87		\$1,500,000

Exhibit VII

The Bureau of Corrections reported the following activity for FY2025:

- 2 New Hires
 - Correctional Recruit (Institutional Facilities – St. Thomas District) - \$35,000
 - Correctional Recruit (Institutional Facilities – St. Croix District) - \$35,000
- 1 Separations/Retirement General Fund
 - Correction Officer (Institutional Facilities – St. Croix District) - \$81,219.01

OTHER SERVICES & CHARGES

Exhibit VIII presents a comparative analysis of expenditures for Fiscal Year 2024, the revised budget of Fiscal Year 2025, and the Governor's recommended budget for Fiscal Year 2026 under the Other Services and Charges line item.

Description	FY 2024 Expenditures	FY 2025 Revised Budget	FY 2026 Recommended	Variance	% CHANGE
General Fund					
Repairs and Maintenance	\$426,523	\$90,000	\$235,000	\$145,000	161.11%
Automotive Repair & Maintenance	\$9,425	\$19,284	\$15,000	(\$4,284)	-22.22%
Rental of Land/Buildings	\$200,853	\$79,675	\$278,268	\$198,593	249.25%
Rental Machines/Equipment	\$227,700	\$101,000	\$10,000	(\$91,000)	-90.10%
Professional Services	\$8,325,289	\$13,065,612	\$11,775,135	(\$1,290,477)	-9.88%
Security Services	\$166,755	\$150,000	\$50,000	(\$100,000)	-66.67%
Training	\$52,246	\$50,000	\$30,000	(\$20,000)	-40.00%
Communication	\$223,195	\$105,000	\$50,000	(\$55,000)	-52.38%
Advertising & Promotion	\$32,689	\$10,000	\$5,000	(\$5,000)	-50.00%
Printing and Binding	\$5,847	\$0	\$5,000	\$5,000	100.00%
Transportation - Not Travel	\$155,530	\$0	\$50,000	\$50,000	100.00%
In & Out Patient Services	\$823,877	\$350,000	\$350,000	\$0	0.00%
Travel	\$291,577	\$150,000	\$125,000	(\$25,000)	-16.67%
Travel/Cash Advance	\$23,047	\$0	\$10,000	\$10,000	100.00%
Purchase Bulk Airline	\$66,500	\$50,000	\$20,000	(\$30,000)	-60.00%
Other Services NOC	\$772,381	\$15,000	\$10,000	(\$5,000)	-33.33%
General Fund Other Total - 0100	\$11,803,434	\$14,235,571	\$13,018,403	(\$1,217,168)	-8.55%
Federal Grants All Except DOE - 3100					
Professional Services	\$199,451	\$0	\$0	\$0	100.00%
Training	\$19,300	\$0	\$0	\$0	100.00%
Transportation - Not Travel	\$407	\$0	\$0	\$0	100.00%
Travel/Cash Advance	\$24,979	\$0	\$0	\$0	100.00%
Other Services NOC	\$83,235	\$108,937	\$1,654,375	\$1,545,438	1418.65%
Federal Grants All Except DOE Total - 3100	\$327,372	\$108,937	\$1,654,375	\$1,545,438	1418.65%
Other Services and Charges	\$12,130,806	\$14,344,508	\$14,672,778	\$328,270	2.29%

Exhibit VIII

LEASES/RENTAL

Exhibit IX lists all leased properties currently leased by BOC.

Lessor	Address	Terms	Annual Rent	Funding Source	Org Code/Comments
VI Economic Development Authority	William D. Roebuck Industrial Park, Rural Route 1, 9909, Kingshill, VI 00850	Annually	\$79,675.20	General Funds	00151004
Waterfront 72 Kronprindsens Gade LLC	72 Kronprindsens Gade LLC, Suite 201, ST. Thomas, VI 00802	Annually	\$198,592.48	Federal (Obligated Public Assistance Funds for FEMA PW-7 for temporary office space)	302058C4
	Total		\$278,267.68		

Exhibit IX

PROFESSIONAL SERVICES CONTRACTS

Displayed below is BOC's Professional Service Contracts for Fiscal Year 2026.

Vendor/Name	Activity Center	Annual Payment	Allocation Amount	Period	Purpose	Type Of Service	Funding Source
Dr. Evadne Sang	Admin/Institutional	\$225,000.00	\$225,000.00	8/17/2024 - 8/16/2026	Mental Health Services	Psychiatrist	General Fund
8 West, LLC	Admin/Institutional	\$27,380.00	\$27,380.00	4/5/2024 - 4/5/2026	Website update and Maintenance Services	Website Services	General Fund
Kenneth A. Ray	Admin/Institutional	\$333,333.00	\$333,333.00	Automatic Renewal	St. Croix Consent Decree	Monitors for St. Croix Consent Decree	General Fund
AMDAM, Inc d/b/a Medicine Shoppe #1956	Admin/Institutional	\$50,000.00	\$50,000.00	12/28/2023 - 12/28/2025	Pharmaceutical Products	Pharmaceutical Service	General Fund
Neighborhood Pharmacy	Admin/Institutional	\$150,000.00	\$150,000.00	12/1/2019 - 12/31/2025	Pharmaceutical Products	Pharmaceutical Service	General Fund
Virginia Department of Corrections	Admin/Institutional	\$2,000,000.00	\$2,000,000.00	12/20/2023 - 12/20/2028	Off Islands Correctional Facility	Off Islands Correctional Facility	General Fund
Correctional Management and Correctional Group	Admin/Institutional	\$125,000.00	\$125,000.00	1/1/2025 - 1/1/2027	Consultation and Training Services	Consultation and Training Services in Corrections and Administrative Management	General Fund
Islands Therapy Solutions	Admin/Institutional	\$150,000.00	\$150,000.00	11/1/2023 - 10/31/2025	Medical Health Services	Psychiatric and Psychological Services	General Fund
West Bay Wholesale, LLC	Admin/Institutional	\$50,000.00	\$50,000.00	11/19/2021- 11/19/2026	Food Storage	Food Services for Alexander A. Farrelly Criminal Justice Complex	General Fund
Ocean Systems Laboratory, Inc	Admin/Institutional	\$18,106.76	\$18,106.76	10/14/2023 - 10/13/2025	Drinking Water Testing System	Testing Facility Drinking Water System	General Fund
V.I. Regulated Waste Management	Admin/Institutional	\$10,000.00	\$10,000.00	12/01/2024 - 11/30/2028	Hazardous and Collection of Waste Disposal	Collection and Disposal of Hazardous Waste	General Fund
Otis Elevator Company	Admin/Institutional	\$8,911.00	\$8,911.00	Automatic Renewal	Elevator Service	Servicing Elevator in Alexander A. Farrelly Criminal Justice Complex	General Fund
CoreCivic	Admin/Institutional	\$3,927,500.00	\$3,927,500.00	12/16/2024 - 12/15/2028	Off Islands Correctional Facility	Off Islands Correctional Facility	General Fund
Startel Communication	Admin/Institutional	\$25,000.00	\$25,000.00	1/1/2025 - 12/31/2027	Radio Communication Devices for Officers	Radio Communication Devices for Officers	General Fund
Flemings Transport	Admin/Institutional	\$45,000.00	\$45,000.00	10/1/2024 - 9/30/2025	Inter-Island Freight Services	Transportation Services between St. Croix and St. Thomas	General Fund
Indelible Management Solutions, Inc	Admin/Institutional	\$2,000,000.00	\$2,000,000.00	9/24/2024 - 9/23/2025	Medical Provider for Inmates	Nursing, Medical and Healthcare Services	General Fund
Dr. Homer Venters	Admin/Institutional	\$150,000.00	\$150,000.00	5/30/2023- 5/30/2026	Court-Appointed, Medical Expert	Medical Expert - Farrelly Complex Consent Decree	General Fund

Vendor/Name	Activity Center	Annual Payment	Allocation Amount	Period	Purpose	Type Of Service	Funding Source
Dr. Kahlil Johnson	Admin/Institutional	\$150,000.00	\$150,000.00	7/10/2023 - 7/10/2026	Court-Appointed, Medical Health Expert	Medical Health Expert - Farrelly Complex Consent Decree	General Fund
Glenn Corbett	Admin/Institutional	\$150,000.00	\$150,000.00	11/5/2023- 11/5/2026	Court -Appointed, Fire Safety Expert	Fire Safety Expert - Farrelly Complex Consent Decree	General Fund
Michael K. Gatling	Admin/Institutional	\$150,000.00	\$150,000.00	8/15/2023- 8/15/2026	Court Appointed, Security/Environment Expert	Security/Environment Expert - Farrelly Consent Decree	General Fund
James Austin	Admin/Institutional	\$150,000.00	\$150,000.00	6/9/2023- 6/9/2026	Court Appointed, Classification Expert	Classification Expert - Farrelly Consent Decree	General Fund
Butler Snow, LLP	Admin/Institutional	\$1,000,000.00	\$1,000,000.00	4/1/2023 - 3/31/2028	Legal Correctional Services	Retained Law Firm	General Fund
The Moss Group, Inc	Admin/Institutional	\$122,975.00	\$122,975.00	9/28/2024 - 9/27/2026	Correctional Supervisory Training	Consultant Services	General Fund
University of the Virgin Islands	Admin/Institutional	\$100,000.00	\$100,000.00	6/1/2024 - 5/31/2026	Online High School for Inmates	High School Education and Career Certification Programs	General Fund
University of the Virgin Islands	Admin/Institutional	\$99,894.60	\$99,894.60	3/2/2025 - 3/1/2027	Reset Programs for Inmates	Inmates' Program	General Fund
Promising People	Admin/Institutional	\$209,985.00	\$209,985.00	3/1/2025 - 3/1/2026	Educational and Vocational Program	Inmates' Program	General Fund
The Circle of 99 Group, LLC	Admin/Institutional	\$125,000.00	\$125,000.00	3/1/2025 - 3/1/2027	Re-entry and Pilot Transitional Housing Program	Consultant Services	General Fund
Nucleos, Inc	Admin/Institutional	\$200,000.00	\$200,000.00	7/22/2025 - 7/21/2028	Re-entry E-Learning Platform	E-Learning Platform Program	General Fund
Sapphire Health, LLC	Admin/Institutional	\$17,550.00	\$17,550.00	10/1/2022- 10/1/2027	Maintenance of Medical Software	Medical Record Software	General Fund
Fastcase	Admin/Institutional	\$4,500.00	\$4,500.00	4/1/2024- 4/1/2025	Legal Subscription	Legal Subscription	General Fund
Total		\$11,775,135.36	\$11,775,135.36				

Exhibit X

Highlights include the following:

Off-Island Correctional Facilities	Fiscal Year 2026
Virginia Dept of Corrections	\$2,000,000
CoreCivic	3,927,500
Total	\$5,927,500
Medical Providers for Inmates	
Inedible Management Solutions	\$2,000,000
Dr. Evadne Sang	225,000
Island Therapy Solutions	150,000
Total	\$2,375,000
Educational Initiatives	
UVI On-line High School	\$100,000
UVI Re-set Programs for Inmates	99,894.60
Total	\$199,895

Exhibit XI

FEDERAL GRANTS

For **Fiscal Year 2026**, the **Bureau of Corrections** is recommended to receive **\$1.6 million** in **Federal Grant funds** from a total of **\$1.8 million** available.

- The **remaining \$203,279** represents **unexpended funds from prior fiscal years**, consistent with federal grant provisions that allow funds to **remain available until expended**.

Exhibit XII provides a detailed breakdown of the **federal grants proposed for FY2026**, supporting key initiatives across operations, programming, and infrastructure.

CFDA No.	FY 2024 Actuals	FY 2025 Revised	FY 2026 Recommendation
F1511 – State Criminal Alien Assistance Program	\$2,080.00	\$0.00	\$0.00
F1512 – State Criminal Alien Assistance Program	\$7,215.00	\$0.00	\$0.00
F1513 – State Criminal Alien Assistance Program	\$480.00	\$0.00	\$0.00
F1514 – State Criminal Alien Assistance Program	\$9,500.00	\$0.00	\$20,345.00
F1515 – State Criminal Alien Assistance Program	\$24,668.00	\$0.00	\$46,499.00
F1516 – State Criminal Alien Assistance Program	\$9,582.00	\$0.00	\$314,649.00
F1518 – State Criminal Alien Assistance Program	\$4,786.00	\$0.00	\$41,498.00
F1520 – State Criminal Alien Assistance Program	\$41,519.00	\$0.00	\$344,354.00
F1519 – Economic, Social and Political Development of the Territories	\$320,028.00	\$0.00	\$0.00
F1521 – State Criminal Alien Assistance Program	\$8,588.00	\$0.00	\$314,310.00
F1522 – State Criminal Alien Assistance Program	\$0.00	\$0.00	\$296,064.00
F1523 – State Criminal Alien Assistance Program	\$0.00	\$0.00	\$276,656.00
F1531 – State Criminal Alien Assistance Program	\$0.00	\$183,937.00	\$0.00
Total	\$428,446.00	\$183,937.00	\$1,654,375.00

Exhibit XII

VEHICLE

The Bureau of Corrections has a total of twenty-nine **(29) vehicles** (13 in STT/STJ district, and 16 in STX district). *Appendix III* displays the entire vehicle listing. The gasoline charges for both districts total **\$19,100.26**, while **maintenance charges** amount to **\$7,770.56**.

REVENUE BUDGET

The Bureau of Correction has received **\$333,300** from the US Marshall Services for housing federal inmates for both districts. A breakdown of the Fiscal Year 2025 estimate and Fiscal Year 2026 projection can be viewed as ***Exhibit XIII***.

Fiscal Year 2026 Revenue Budget Excluding Federal Funds			
Department: Bureau of Correction			
Fund Description: Bureau of Corrections Remedial Fund			
Fund Number: 2286			
Org: 22861500-07			
Revenue Source: US Marshall Service			
Month	FY 2024 Actuals	FY 2025 Estimated	FY 2026 Projection
October	\$36,000.00	\$55,900.00	\$60,000.00
November	\$29,200.00	\$52,900.00	\$55,000.00
December	\$29,300.00	\$64,100.00	\$65,000.00
January	\$31,600.00	\$56,100.00	\$58,000.00
February	\$36,500.00	\$48,900.00	\$50,000.00
March	\$41,300.00	\$45,000.00	\$48,000.00
April	\$29,700.00	\$32,000.00	\$35,000.00
May	\$35,700.00	\$38,000.00	\$40,000.00
June	\$40,800.00	\$45,000.00	\$50,000.00
July	\$18,700.00	\$20,000.00	\$25,000.00
August	\$19,800.00	\$25,000.00	\$34,000.00
September	\$49,800.00	\$53,000.00	\$60,000.00
	\$398,400.00	\$535,900.00	\$580,000.00

Exhibit XIII

OUTSTANDING VENDOR PAYMENTS

As of the current reporting period, the **Bureau of Corrections** has **outstanding vendor payments totalling \$2,516,912.50** for services and goods rendered during the months of **May and June 2025**. A detailed listing of the Bureau's outstanding vendor obligations is provided in **Appendix III**.

SUMMARY

The Bureau of Corrections Fiscal Year 2026 Governor's recommended budget is as follows:

\$15,585,346	Personnel Services
\$6,562,484	Fringe Benefits
\$1,885,999	Supplies
\$13,018,403	Other Services and Charges
\$600,000	Utilities
\$50,000	Capital Outlay
<hr/>	
\$37,702,232	Fiscal Year 2026 Recommended Budget



Theodora Philip, DBA
Post Auditor

APPENDIX I PERSONNEL LISTING

Position Name*	FTE*	Funds	Activity	Status	Type	Salaries Total	Fringe Total	Total
ADMINISTRATIVE OFFICER I	1.00	0100	15000	Filled	Classified	\$49,339.40	\$32,537.06	\$81,876.46
PROPERTY & PROCUREMENT OFFICER	1.00	0100	15000	Filled	Classified	\$35,550.90	\$21,044.11	\$56,595.01
SYSTEM ANALYST I	1.00	0100	15000	Filled	Classified	\$55,752.02	\$34,534.59	\$90,286.61
INVESTIGATOR	1.00	0100	15000	Filled	Classified	\$46,191.52	\$24,358.66	\$70,550.18
ADMINISTRATIVE ASSISTANT	1.00	0100	15000	Filled	Classified	\$48,227.30	\$32,190.64	\$80,417.94
CORRECTION CLASSIFICATION OFFICER	1.00	0100	15000	Filled	Classified	\$54,749.20	\$27,024.38	\$81,773.58
CASE MANAGEMENT PLANNER	1.00	0100	15000	Filled	Classified	\$53,351.21	\$33,786.74	\$87,137.95
PAYROLL AUDIT CLERK III	1.00	0100	15000	Filled	Classified	\$45,141.00	\$31,229.26	\$76,370.26
QUALITY ASSURANCE MANAGER	1.00	0100	15000	Filled	Exempt	\$85,000.00	\$31,747.50	\$116,747.50
EXECUTIVE ASSISTANT TO DIRECTOR	1.00	0100	15000	Filled	Exempt	\$80,000.00	\$38,562.84	\$118,562.84
DIRECTOR BUREAU OF CORRECTIONS	1.00	0100	15000	Filled	Exempt	\$135,000.00	\$26,134.50	\$161,134.50
PRISON COMPLIANCE COORDINATOR	1.00	0100	15000	Filled	Exempt	\$70,000.00	\$30,600.00	\$100,600.00
MIS ADMINISTRATOR	1.00	0100	15000	Filled	Exempt	\$69,890.00	\$37,789.43	\$107,679.43
PRISON RAPE ELIMINATION ACT (PREA) COORDINATOR	1.00	0100	15000	Filled	Exempt	\$60,000.00	\$28,660.00	\$88,660.00
HUMAN RESOURCE MANAGER	1.00	0100	15000	Filled	Exempt	\$87,000.00	\$39,098.34	\$126,098.34
DISASTER RECOVERY SPECIALIST	1.00	0100	15000	Filled	Exempt	\$75,000.00	\$38,180.34	\$113,180.34
FISCAL AND BUDGET MANAGER	1.00	0100	15000	Filled	Exempt	\$85,000.00	\$31,747.50	\$116,747.50
CHIEF STRATEGY OFFICER	1.00	0100	15000	Filled	Exempt	\$85,000.00	\$31,747.50	\$116,747.50
Activity 15000 Classified Filled	18.00					\$1,220,192.55	\$570,973.39	\$1,791,165.94
POLICY WRITER	1.00	0100	15000	New	Exempt	\$75,000.00	\$30,982.50	\$105,982.50
Activity 15000 Unclassified New	1.00					\$75,000.00	\$30,982.50	\$105,982.50
HUMAN RESOURCES GENERALIST	0.50	0100	15000	Vacant	Classified	\$27,500.00	\$13,551.25	\$41,051.25
SYSTEMS PROGRAMMER	1.00	0100	15000	Vacant	Classified	\$62,850.00	\$29,547.78	\$92,397.78
Activity 150000 Classified Vacant	1.50					\$90,350.00	\$43,099.03	\$133,449.03
ASSISTANT DIRECTOR BUREAU OF CORRECTIONS	1.00	0100	15000	Vacant	Exempt	\$110,000.00	\$40,857.84	\$150,857.84
CHIEF INSPECTOR	1.00	0100	15000	Vacant	Exempt	\$90,000.00	\$32,130.00	\$122,130.00
PUBLIC INFORMATION OFFICER	0.75	0100	15000	Vacant	Exempt	\$48,750.00	\$22,663.13	\$71,413.13
PROGRAMS & GRANTS MANAGER	0.75	0100	15000	Vacant	Exempt	\$63,750.00	\$23,810.63	\$87,560.63
ASSISTANT DIRECTOR OF ADMINISTRATION AND COMPLIANCE SERVICES	1.00	0100	15000	Vacant	Exempt	\$100,000.00	\$40,092.84	\$140,092.84
Activity 150000 Unclassified Vacant	4.50					\$412,500.00	\$159,554.43	\$572,054.43
Total Administration Activity 15000	25.00					\$1,798,042.55	\$804,609.34	\$2,602,651.89
OVERTIME	1.00	0100	15200	Adjustment	Classified	\$500,000.00	\$38,250.00	\$538,250.00
NIGHT DIFFERENTIAL	1.00	0100	15200	Adjustment	Classified	\$500,000.00	\$38,250.00	\$538,250.00
NIGHT DIFFERENTIAL	1.00	0100	15200	Adjustment	Classified	\$500,000.00	\$38,250.00	\$538,250.00
Activity 15200 Adjustments	3.00					\$1,500,000.00	\$114,750.00	\$1,614,750.00
COOK II	1.00	0100	15200	Filled	Classified	\$31,890.10	\$19,903.77	\$51,793.87
COOK II	1.00	0100	15200	Filled	Classified	\$30,644.90	\$19,515.89	\$50,160.79
COOK II	1.00	0100	15200	Filled	Classified	\$30,644.90	\$19,515.89	\$50,160.79
COOK II	1.00	0100	15200	Filled	Classified	\$30,644.90	\$19,515.89	\$50,160.79
COOK II	1.00	0100	15200	Filled	Classified	\$30,644.90	\$19,515.89	\$50,160.79
CORRECTION OFFICER	1.00	0100	15200	Filled	Classified	\$43,659.22	\$30,767.69	\$74,426.91
CORRECTION OFFICER	1.00	0100	15200	Filled	Classified	\$43,659.22	\$23,569.85	\$67,229.07
CORRECTION OFFICER	1.00	0100	15200	Filled	Classified	\$83,655.58	\$31,644.65	\$115,300.23
CORRECTION OFFICER	1.00	0100	15200	Filled	Classified	\$60,434.57	\$35,993.21	\$96,427.78
CORRECTION OFFICER	1.00	0100	15200	Filled	Classified	\$66,478.03	\$37,528.41	\$104,006.44

Position Name*	FTE*	Funds	Activity	Status	Type	Salaries Total	Fringe Total	Total
CORRECTION OFFICER	1.00	0100	15200	Filled	Classified	\$60,434.57	\$28,795.37	\$89,229.94
CORRECTION OFFICER	1.00	0100	15200	Filled	Classified	\$66,038.48	\$37,494.78	\$103,533.26
CORRECTION OFFICER	1.00	0100	15200	Filled	Classified	\$78,853.40	\$21,839.29	\$100,692.69
CORRECTION OFFICER	1.00	0100	15200	Filled	Classified	\$43,659.22	\$30,767.69	\$74,426.91
CORRECTION OFFICER	1.00	0100	15200	Filled	Classified	\$83,655.58	\$38,842.49	\$122,498.07
CORRECTION OFFICER	1.00	0100	15200	Filled	Classified	\$72,162.03	\$37,963.24	\$110,125.27
CORRECTION OFFICER	1.00	0100	15200	Filled	Classified	\$70,060.23	\$37,802.45	\$107,862.68
CORRECTION OFFICER	1.00	0100	15200	Filled	Classified	\$76,212.03	\$31,075.22	\$107,287.25
CORRECTION OFFICER	1.00	0100	15200	Filled	Classified	\$41,153.00	\$22,789.16	\$63,942.16
CORRECTION OFFICER	1.00	0100	15200	Filled	Classified	\$89,340.91	\$39,277.42	\$128,618.33
CORRECTION OFFICER	1.00	0100	15200	Filled	Classified	\$42,387.59	\$23,173.73	\$65,561.32
CORRECTION OFFICER	1.00	0100	15200	Filled	Classified	\$68,019.64	\$37,646.34	\$105,665.98
CORRECTION OFFICER	1.00	0100	15200	Filled	Classified	\$62,247.60	\$36,557.97	\$98,805.57
CORRECTION OFFICER	1.00	0100	15200	Filled	Classified	\$89,340.91	\$39,277.42	\$128,618.33
CORRECTION OFFICER	1.00	0100	15200	Filled	Classified	\$62,247.60	\$29,360.13	\$91,607.73
CORRECTION OFFICER	1.00	0100	15200	Filled	Classified	\$74,326.90	\$30,931.01	\$105,257.91
CORRECTION OFFICER	1.00	0100	15200	Filled	Classified	\$53,695.33	\$33,893.94	\$87,589.27
CORRECTION OFFICER	1.00	0100	15200	Filled	Classified	\$53,695.33	\$33,893.94	\$87,589.27
CORRECTION OFFICER	1.00	0100	15200	Filled	Classified	\$65,922.60	\$30,288.08	\$96,210.68
CORRECTION OFFICER	1.00	0100	15200	Filled	Classified	\$53,695.33	\$26,696.10	\$80,391.43
CORRECTION OFFICER	1.00	0100	15200	Filled	Classified	\$81,219.01	\$38,656.09	\$119,875.10
CORRECTION OFFICER	1.00	0100	15200	Filled	Classified	\$70,060.23	\$37,802.45	\$107,862.68
CORRECTION OFFICER	1.00	0100	15200	Filled	Classified	\$43,659.22	\$23,569.85	\$67,229.07
CORRECTION OFFICER	1.00	0100	15200	Filled	Classified	\$62,247.60	\$36,557.97	\$98,805.57
CORRECTION OFFICER	1.00	0100	15200	Filled	Classified	\$52,131.39	\$33,406.77	\$85,538.16
CORRECTION OFFICER	1.00	0100	15200	Filled	Classified	\$43,659.22	\$23,569.85	\$67,229.07
CORRECTION OFFICER	1.00	0100	15200	Filled	Classified	\$49,138.83	\$32,474.59	\$81,613.42
CORRECTION OFFICER	0.50	0100	15200	Filled	Classified	\$20,576.50	\$11,394.58	\$31,971.08
CORRECTION OFFICER	1.00	0100	15200	Filled	Classified	\$58,674.34	\$18,809.06	\$77,483.40
CORRECTION OFFICER	1.00	0100	15200	Filled	Classified	\$72,162.03	\$37,963.24	\$110,125.27
CORRECTION OFFICER	1.00	0100	15200	Filled	Classified	\$63,174.34	\$36,846.65	\$100,020.99
CORRECTION OFFICER	1.00	0100	15200	Filled	Classified	\$44,968.99	\$23,977.84	\$68,946.83
CORRECTION OFFICER	1.00	0100	15200	Filled	Classified	\$42,387.59	\$23,173.73	\$65,561.32
CORRECTION OFFICER	1.00	0100	15200	Filled	Classified	\$70,060.23	\$37,802.45	\$107,862.68
CORRECTION OFFICER	1.00	0100	15200	Filled	Classified	\$83,655.58	\$31,644.65	\$115,300.23
CORRECTION OFFICER	1.00	0100	15200	Filled	Classified	\$47,774.52	\$24,851.76	\$72,626.28
CORRECTION OFFICER	1.00	0100	15200	Filled	Classified	\$81,219.01	\$31,458.25	\$112,677.26
CORRECTION OFFICER	1.00	0100	15200	Filled	Classified	\$41,153.00	\$22,789.16	\$63,942.16
CORRECTION OFFICER	1.00	0100	15200	Filled	Classified	\$60,434.57	\$35,993.21	\$96,427.78
CORRECTION OFFICER	1.00	0100	15200	Filled	Classified	\$72,163.03	\$37,963.31	\$110,126.34
CORRECTION OFFICER	1.00	0100	15200	Filled	Classified	\$78,853.40	\$38,475.13	\$117,328.53
CORRECTION OFFICER	1.00	0100	15200	Filled	Classified	\$82,364.98	\$38,743.76	\$121,108.74
CORRECTION OFFICER	1.00	0100	15200	Filled	Classified	\$72,162.03	\$30,765.40	\$102,927.43
CORRECTION OFFICER	1.00	0100	15200	Filled	Classified	\$42,387.59	\$23,173.73	\$65,561.32
CORRECTION OFFICER	1.00	0100	15200	Filled	Classified	\$78,853.40	\$38,475.13	\$117,328.53
CORRECTION OFFICER	1.00	0100	15200	Filled	Classified	\$78,853.40	\$31,277.29	\$110,130.69
CORRECTION OFFICER	1.00	0100	15200	Filled	Classified	\$78,853.40	\$38,475.13	\$117,328.53
CORRECTION OFFICER	1.00	0100	15200	Filled	Classified	\$68,019.64	\$37,646.34	\$105,665.98
CORRECTION OFFICER	1.00	0100	15200	Filled	Classified	\$60,154.52	\$35,905.97	\$96,060.49
CORRECTION OFFICER	1.00	0100	15200	Filled	Classified	\$78,853.40	\$38,475.13	\$117,328.53
CORRECTION OFFICER	1.00	0100	15200	Filled	Classified	\$50,613.00	\$32,933.79	\$83,546.79
CORRECTION OFFICER	1.00	0100	15200	Filled	Classified	\$47,707.61	\$32,028.76	\$79,736.37
CORRECTION OFFICER	1.00	0100	15200	Filled	Classified	\$68,019.64	\$37,646.34	\$105,665.98
CORRECTION OFFICER	1.00	0100	15200	Filled	Classified	\$41,153.00	\$22,789.16	\$63,942.16
CORRECTION OFFICER	1.00	0100	15200	Filled	Classified	\$68,019.64	\$37,646.34	\$105,665.98
LIEUTENANT SUPERVISOR	1.00	0100	15200	Filled	Classified	\$61,532.33	\$29,137.32	\$90,669.65
CORRECTION OFFICER	1.00	0100	15200	Filled	Classified	\$41,153.00	\$22,789.16	\$63,942.16
LIEUTENANT SUPERVISOR	1.00	0100	15200	Filled	Classified	\$70,000.31	\$37,797.86	\$107,798.17

Position Name*	FTE*	Funds	Activity	Status	Type	Salaries Total	Fringe Total	Total
GENERAL MAINTENANCE WORKER I	1.00	0100	15200	Filled	Classified	\$34,866.70	\$20,830.98	\$55,697.68
LAUNDRY MANAGER	1.00	0100	15200	Filled	Classified	\$49,526.40	\$25,397.47	\$74,923.87
CORRECTION OFFICER	1.00	0100	15200	Filled	Classified	\$62,495.99	\$36,635.34	\$99,131.33
CORRECTION OFFICER	1.00	0100	15200	Filled	Classified	\$64,965.38	\$37,404.56	\$102,369.94
CORRECTION OFFICER	1.00	0100	15200	Filled	Classified	\$58,674.34	\$35,444.90	\$94,119.24
CORRECTION OFFICER	1.00	0100	15200	Filled	Classified	\$61,015.38	\$36,174.13	\$97,189.51
CORRECTION OFFICER	1.00	0100	15200	Filled	Classified	\$66,038.48	\$37,494.78	\$103,533.26
CORRECTION OFFICER	1.00	0100	15200	Filled	Classified	\$68,019.64	\$37,646.34	\$105,665.98
CORRECTION OFFICER	1.00	0100	15200	Filled	Classified	\$62,247.60	\$29,360.13	\$91,607.73
CORRECTION OFFICER	1.00	0100	15200	Filled	Classified	\$74,821.60	\$38,166.69	\$112,988.29
CORRECTION OFFICER	1.00	0100	15200	Filled	Classified	\$66,038.48	\$37,494.78	\$103,533.26
CORRECTION OFFICER	1.00	0100	15200	Filled	Classified	\$52,391.06	\$26,289.82	\$78,680.88
CORRECTION OFFICER	1.00	0100	15200	Filled	Classified	\$64,109.57	\$37,137.97	\$101,247.54
CORRECTION OFFICER	1.00	0100	15200	Filled	Classified	\$60,434.57	\$35,993.21	\$96,427.78
CORRECTION OFFICER	1.00	0100	15200	Filled	Classified	\$64,074.34	\$37,127.00	\$101,201.34
CORRECTION OFFICER	1.00	0100	15200	Filled	Classified	\$65,334.57	\$37,440.93	\$102,775.50
TRAINING SPECIALIST	1.00	0100	15200	Filled	Classified	\$50,442.30	\$25,682.78	\$76,125.08
LABOR RELATIONS SPECIALIST	1.00	0100	15200	Filled	Classified	\$67,597.50	\$37,614.05	\$105,211.55
CORRECTION OFFICER	1.00	0100	15200	Filled	Classified	\$56,965.38	\$34,912.56	\$91,877.94
COOK II	1.00	0100	15200	Filled	Classified	\$30,644.90	\$19,515.89	\$50,160.79
CONSTRUCTION SUPERINTENDENT	1.00	0100	15200	Filled	Classified	\$62,665.90	\$36,688.27	\$99,354.17
CORRECTION SERGEANT	0.50	0100	15200	Filled	Classified	\$23,500.00	\$12,305.25	\$35,805.25
CORRECTION SERGEANT	1.00	0100	15200	Filled	Classified	\$58,438.59	\$35,371.46	\$93,810.05
CORRECTION SERGEANT	1.00	0100	15200	Filled	Classified	\$71,983.96	\$37,949.61	\$109,933.57
CORRECTION SERGEANT	1.00	0100	15200	Filled	Classified	\$79,365.76	\$38,514.32	\$117,880.08
CORRECTION SERGEANT	1.00	0100	15200	Filled	Classified	\$60,203.44	\$28,723.37	\$88,926.81
CORRECTION SERGEANT	1.00	0100	15200	Filled	Classified	\$47,000.00	\$24,610.50	\$71,610.50
CORRECTION SERGEANT	1.00	0100	15200	Filled	Classified	\$66,502.05	\$37,530.25	\$104,032.30
COOK II	1.00	0100	15200	Filled	Classified	\$30,644.90	\$19,515.89	\$50,160.79
SUPERVISOR GENERAL MAINTENANCE	1.00	0100	15200	Filled	Classified	\$66,501.60	\$37,530.21	\$104,031.81
SUPERVISOR GENERAL MAINTENANCE	1.00	0100	15200	Filled	Classified	\$66,501.60	\$37,530.21	\$104,031.81
COOK II	1.00	0100	15200	Filled	Classified	\$30,644.00	\$19,515.61	\$50,159.61
FINANCIAL SPECIALIST	1.00	0100	15200	Filled	Classified	\$58,539.61	\$18,767.09	\$77,306.70
Activity 15200 Classified Filled	100.00					\$5,990,773.71	\$3,159,040.37	\$9,149,814.08
ASSISTANT TERRITORIAL MAINTENANCE ADMINISTRATOR	1.00	0100	15200	Filled	Exempt	\$60,000.00	\$28,660.00	\$88,660.00
CORRECTION SECURITY ADMINISTRATOR	1.00	0100	15200	Filled	Exempt	\$71,800.00	\$30,737.70	\$102,537.70
PRISON CHAPLAIN	1.00	0100	15200	Filled	Exempt	\$51,500.00	\$33,210.09	\$84,710.09
ADMINISTRATIVE SPECIALIST	1.00	0100	15200	Filled	Exempt	\$40,000.00	\$29,108.08	\$69,108.08
PRISON WARDEN	1.00	0100	15200	Filled	Exempt	\$105,000.00	\$40,475.34	\$145,475.34
PRISON COMPLIANCE OFFICER	1.00	0100	15200	Filled	Exempt	\$60,000.00	\$35,857.84	\$95,857.84
TRAINING ADMINISTRATOR	1.00	0100	15200	Filled	Exempt	\$85,000.00	\$38,945.34	\$123,945.34
FACILITY MANAGER	1.00	0100	15200	Filled	Exempt	\$85,000.00	\$38,945.34	\$123,945.34
PRISON COMPLIANCE OFFICER	1.00	0100	15200	Filled	Exempt	\$58,000.00	\$34,979.00	\$92,979.00
PRISON CHAPLAIN	1.00	0100	15200	Filled	Exempt	\$51,500.00	\$26,012.25	\$77,512.25
PARALEGAL	1.00	0100	15200	Filled	Exempt	\$75,000.00	\$30,982.50	\$105,982.50
FOOD SERVICE ADMINISTRATOR	1.00	0100	15200	Filled	Exempt	\$85,000.00	\$22,309.50	\$107,309.50
ADMINISTRATIVE COORDINATOR	1.00	0100	15200	Filled	Exempt	\$65,000.00	\$37,159.50	\$102,159.50
EQUINE PROGRAM SUPERVISOR	1.00	0100	15200	Filled	Exempt	\$55,000.00	\$27,102.50	\$82,102.50
CORRECTION TECHNICIAN	1.00	0100	15200	Filled	Exempt	\$40,700.00	\$22,648.05	\$63,348.05
CORRECTION TECHNICIAN	1.00	0100	15200	Filled	Exempt	\$40,700.00	\$22,648.05	\$63,348.05
ASSISTANT DIRECTOR / SUPPORT SERVICES	1.00	0100	15200	Filled	Exempt	\$100,000.00	\$32,895.00	\$132,895.00
CORRECTION TECHNICIAN	1.00	0100	15200	Filled	Exempt	\$40,700.00	\$22,648.05	\$63,348.05
CORRECTION TECHNICIAN	1.00	0100	15200	Filled	Exempt	\$40,700.00	\$22,648.05	\$63,348.05

Position Name*	FTE*	Funds	Activity	Status	Type	Salaries Total	Fringe Total	Total
CORRECTION TECHNICIAN	1.00	0100	15200	Filled	Exempt	\$40,700.00	\$22,648.05	\$63,348.05
CORRECTION TECHNICIAN	1.00	0100	15200	Filled	Exempt	\$40,700.00	\$22,648.05	\$63,348.05
MAINTENANCE TECHNICIAN	1.00	0100	15200	Filled	Exempt	\$43,277.30	\$23,450.88	\$66,728.18
CORRECTION OFFICER	1.00	0100	15200	Filled	Exempt	\$40,700.00	\$22,648.05	\$63,348.05
CORRECTION RECRUIT	1.00	0100	15200	Filled	Exempt	\$37,000.00	\$21,495.50	\$58,495.50
Activity 15200 Unclassified Filled	24.00					\$1,412,977.30	\$690,862.71	\$2,103,840.01
INVESTIGATOR	1.00	0100	15200	New	Classified	\$50,810.67	\$25,797.52	\$76,608.20
Activity 15200 Classified New	1.00					\$50,810.67	\$25,797.52	\$76,608.20
CORRECTION TECHNICIAN	1.00	0100	15200	New	Exempt	\$40,700.00	\$22,648.05	\$63,348.05
Activity 15200 Unclassified New	1.00					\$40,700.00	\$22,648.05	\$63,348.05
CORRECTION OFFICER	0.50	0100	15200	Vacant	Classified	\$20,576.50	\$11,394.58	\$31,971.08
CORRECTION OFFICER	0.50	0100	15200	Vacant	Classified	\$20,576.50	\$11,394.58	\$31,971.08
CORRECTION OFFICER	0.50	0100	15200	Vacant	Classified	\$20,576.50	\$11,394.58	\$31,971.08
CORRECTION OFFICER	0.50	0100	15200	Vacant	Classified	\$20,576.50	\$11,394.58	\$31,971.08
CORRECTION OFFICER	0.50	0100	15200	Vacant	Classified	\$20,576.50	\$11,394.58	\$31,971.08
CORRECTION OFFICER	0.50	0100	15200	Vacant	Classified	\$20,576.50	\$11,394.58	\$31,971.08
CORRECTION OFFICER	0.50	0100	15200	Vacant	Classified	\$20,576.50	\$14,993.50	\$35,570.00
CORRECTION OFFICER	1.00	0100	15200	Vacant	Classified	\$41,153.00	\$29,987.00	\$71,140.00
CORRECTION OFFICER	0.50	0100	15200	Vacant	Classified	\$20,576.50	\$11,394.58	\$31,971.08
CORRECTION OFFICER	0.50	0100	15200	Vacant	Classified	\$20,576.50	\$14,993.50	\$35,570.00
CORRECTION OFFICER	1.00	0100	15200	Vacant	Classified	\$41,153.00	\$29,987.00	\$71,140.00
CORRECTION OFFICER	1.00	0100	15200	Vacant	Classified	\$41,153.00	\$29,987.00	\$71,140.00
CORRECTION OFFICER	1.00	0100	15200	Vacant	Classified	\$41,153.00	\$29,987.00	\$71,140.00
CORRECTION OFFICER	1.00	0100	15200	Vacant	Classified	\$41,153.00	\$22,789.16	\$63,942.16
CORRECTION OFFICER	1.00	0100	15200	Vacant	Classified	\$41,153.00	\$22,789.16	\$63,942.16
GENERAL MAINTENANCE WORKER I	1.00	0100	15200	Vacant	Classified	\$34,866.70	\$20,830.98	\$55,697.68
GENERAL MAINTENANCE WORKER I	1.00	0100	15200	Vacant	Classified	\$34,866.70	\$20,830.98	\$55,697.68
CORRECTION OFFICER	1.00	0100	15200	Vacant	Classified	\$41,153.00	\$22,789.16	\$63,942.16
MAINTENANCE ENGINEER	0.50	0100	15200	Vacant	Classified	\$22,454.30	\$11,979.51	\$34,433.81
CORRECTION SERGEANT	1.00	0100	15200	Vacant	Classified	\$47,000.00	\$24,610.50	\$71,610.50
TRAINING COORDINATOR	1.00	0100	15200	Vacant	Classified	\$55,573.00	\$27,280.99	\$82,853.99
CORRECTION RECRUIT	1.00	0100	15200	Vacant	Classified	\$41,153.00	\$22,789.16	\$63,942.16
Activity 15200 Classified Vacant	17.00					\$709,173.20	\$426,386.65	\$1,135,559.85
ASSISTANT WARDEN	0.50	0100	15200	Vacant	Exempt	\$47,500.00	\$16,256.25	\$63,756.25
PRISON WARDEN	1.00	0100	15200	Vacant	Exempt	\$105,000.00	\$33,277.50	\$138,277.50
CHIEF CORRECTION OFFICER	1.00	0100	15200	Vacant	Exempt	\$90,000.00	\$39,327.84	\$129,327.84
ASSISTANT WARDEN	0.50	0100	15200	Vacant	Exempt	\$47,500.00	\$16,256.25	\$63,756.25
LEGAL COUNSEL	1.00	0100	15200	Vacant	Exempt	\$125,000.00	\$34,807.50	\$159,807.50
CHIEF CORRECTION OFFICER	1.00	0100	15200	Vacant	Exempt	\$90,000.00	\$32,130.00	\$122,130.00
CHIEF CORRECTION OFFICER	1.00	0100	15200	Vacant	Exempt	\$27,439.00	\$18,517.25	\$45,956.25
FIRE, LIFE, & SAFETY MANAGER	0.50	0100	15200	Vacant	Exempt	\$30,900.00	\$14,610.35	\$45,510.35
PRISON RAPE ELIMINATION ACT (PREA) COORDINATOR	1.00	0100	15200	Vacant	Exempt	\$55,500.00	\$27,258.25	\$82,758.25
CORRECTION TECHNICIAN	1.00	0100	15200	Vacant	Exempt	\$40,700.00	\$22,648.05	\$63,348.05
CORRECTION OFFICER	1.00	0100	15200	Vacant	Exempt	\$41,153.00	\$22,789.16	\$63,942.16
SOCIAL WORKER/MENTAL HEALTH CORRECTIONAL COUNSELOR	1.00	0100	15200	Vacant	Exempt	\$55,464.53	\$27,247.20	\$82,711.73
CORRECTION RECRUIT	1.00	0100	15200	Vacant	Exempt	\$35,000.00	\$20,872.50	\$55,872.50
Activity 15200 Unclassified Vacant	11.50					\$791,156.53	\$325,998.10	\$1,117,154.63
Total Institutional Facilities Activity 15200	157.50					\$10,495,591.41	\$4,765,483.40	\$15,261,074.82
REGISTERED NURSE	1.00	0100	15210	Filled	Classified	\$67,444.22	\$37,602.32	\$105,046.54
CASE MANAGEMENT PLANNER	1.00	0100	15210	Filled	Classified	\$56,018.77	\$27,419.85	\$83,438.62
CERTIFIED NURSING ASSISTANT	1.00	0100	15210	Filled	Classified	\$46,808.30	\$31,748.63	\$78,556.93
CASE MANAGEMENT PLANNER	1.00	0100	15210	Filled	Classified	\$50,810.67	\$25,797.52	\$76,608.19
HEAD NURSE	1.00	0100	15210	Filled	Classified	\$74,003.17	\$30,906.24	\$104,909.41
EMERGENCY ROOM PHYSICIAN	1.00	0100	15210	Filled	Classified	\$33,800.00	\$11,060.70	\$44,860.70

Position Name*	FTE*	Funds	Activity	Status	Type	Salaries Total	Fringe Total	Total
DENTAL ASSISTANT	1.00	0100	15210	Filled	Classified	\$24,960.00	\$8,307.04	\$33,267.04
DENTIST	1.00	0100	15210	Filled	Classified	\$91,000.00	\$22,768.50	\$113,768.50
Activity 15210 Classified Filled	8.00					\$444,845.13	\$195,610.80	\$640,455.93
MEDICAL DIRECTOR	1.00	0100	15210	Filled	Exempt	\$225,000.00	\$44,558.94	\$269,558.94
HEALTH SERVICE ADMINISTRATOR	1.00	0100	15210	Filled	Exempt	\$95,000.00	\$32,512.50	\$127,512.50
DENTAL HYGIENIST	1.00	0100	15210	Filled	Exempt	\$50,000.00	\$15,587.24	\$65,587.24
Activity 15210 Unclassified Filled	3.00					\$370,000.00	\$92,658.68	\$462,658.68
LICENSED PRACTICAL NURSE	0.50	0100	15210	Vacant	Classified	\$23,532.00	\$15,914.14	\$39,446.14
MENTAL HEALTH COORDINATOR	1.00	0100	15210	Vacant	Classified	\$58,672.66	\$28,246.53	\$86,919.19
REGISTERED NURSE	0.50	0100	15210	Vacant	Classified	\$34,650.00	\$15,273.23	\$49,923.23
REGISTERED NURSE	1.00	0100	15210	Vacant	Classified	\$69,300.00	\$30,546.45	\$99,846.45
MENTAL HEALTH COORDINATOR	1.00	0100	15210	Vacant	Classified	\$56,969.00	\$27,715.84	\$84,684.84
REGISTERED NURSE	1.00	0100	15210	Vacant	Classified	\$68,750.00	\$30,504.38	\$99,254.38
HEAD NURSE	1.00	0100	15210	Vacant	Classified	\$71,238.40	\$30,694.74	\$101,933.14
MENTAL HEALTH COUNSELOR	1.00	0100	15210	Vacant	Classified	\$51,507.50	\$26,014.59	\$77,522.09
HEALTH INFORMATION MANAGEMENT LEAD CLERK	1.00	0100	15210	Vacant	Classified	\$41,613.00	\$30,130.29	\$71,743.29
CORRECTIONAL LICENSED PRACTICAL NURSE	1.00	0100	15210	Vacant	Classified	\$53,097.15	\$33,707.60	\$86,804.75
LICENSED PRACTICAL NURSE	1.00	0100	15210	Vacant	Classified	\$50,000.00	\$25,545.00	\$75,545.00
REGISTERED NURSE	1.00	0100	15210	Vacant	Classified	\$69,239.00	\$30,541.78	\$99,780.78
Activity 15210 Classified Vacant	11.00					\$648,568.71	\$324,834.56	\$973,403.27
QUALIFIED MENTAL HEALTH PROFESSIONAL	1.00	0100	15210	Vacant	Exempt	\$90,000.00	\$32,130.00	\$122,130.00
Activity 15210 Unclassified Vacant	1.00					\$90,000.00	\$32,130.00	\$122,130.00
Total Health Services Activity 15210	23.00					\$1,553,413.84	\$645,234.05	\$2,198,647.89
CORRECTION CLASSIFICATION OFFICER	1.00	0100	15220	Filled	Classified	\$53,671.20	\$26,688.58	\$80,359.78
PROJECT COORDINATOR	1.00	0100	15220	Filled	Classified	\$61,461.00	\$29,115.10	\$90,576.10
RECORDS CLERK	1.00	0100	15220	Filled	Classified	\$36,279.10	\$21,270.94	\$57,550.04
CORRECTION CLASSIFICATION OFFICER	1.00	0100	15220	Filled	Classified	\$54,749.20	\$34,222.22	\$88,971.42
CASE MANAGEMENT PLANNER	1.00	0100	15220	Filled	Classified	\$50,810.67	\$32,995.36	\$83,806.03
CASE MANAGEMENT PLANNER	1.00	0100	15220	Filled	Classified	\$56,018.77	\$34,361.85	\$90,380.62
CORRECTION CLASSIFICATION OFFICER	1.00	0100	15220	Filled	Classified	\$53,671.20	\$33,886.42	\$87,557.62
CORRECTION CLASSIFICATION SUPERVISOR	1.00	0100	15220	Filled	Classified	\$69,135.00	\$30,533.83	\$99,668.83
CORRECTIONAL INSTRUCTOR	1.00	0100	15220	Filled	Classified	\$27,501.76	\$18,536.80	\$46,038.56
Activity 15220 Classified Filled	9.00					\$463,297.90	\$261,611.09	\$724,908.99
TRANSITIONAL CASE MANAGER	1.00	0100	15220	Filled	Exempt	\$50,000.00	\$25,545.00	\$75,545.00
Activity 15220 Unclassified Filled	1.00					\$50,000.00	\$25,545.00	\$75,545.00
Total Program and Treatment Activity 15220	10.00					\$513,297.90	\$287,156.09	\$800,453.99
Total Bureau of Correction FY 2026	215.50					\$14,360,345.70		
UNCLASSIFIED FILLED	28.00					\$1,832,977.30		
UNCLASSIFIED VACANT	17.00					\$1,293,656.53		
UNCLASSIFIED NEW	2.00					\$115,700.00		
CLASSIFIED FILLED	135.00					\$8,119,109.29		
CLASSIFIED VACANT	29.50					\$1,448,091.91		
CLASSIFIED NEW	1.00					\$50,810.67		
ADJUSTMENTS	3.00					\$1,500,000.00		
TOTAL	215.50					\$14,360,345.70		

APPENDIX II

St. Croix District Vehicle Listing

Make	Model	Year	License Plate No.	Funding	Color	Lease/ Own	Condition	Maintenance Cost FY 2025 To Date	Gas Amount
Chevy	Express Van-15 Passenger	2020	CB-05	Federal	White	Own	Good	\$1517.38	\$995.00
Chevy	Equinox	2020	CB-12	General	White	Own	Good	\$0.00	\$240.00
Chevy	Colorado	2020	CB-14	General	White	Own	Good	\$249.38	\$380.00
Ford	Transit	2017	CB-18	General	Silver	Own	Good	\$141.50	\$1,195.00
Chevy	Equinox	2020	CB-24	General	White	Own	Good	\$0.00	\$500.00
Chevy	Express Van-15 Passenger	2020	CB-26	Federal	White	Own	Good	\$270.00	\$270.00
Chevy	Equinox	2022	CB-31	General	White	Own	Excellent	\$0.00	\$335.00
Chevy	Equinox	2022	CB-33	General	White	Own	Excellent	\$0.00	\$420.00
Chevy	Equinox	2022	CB-35	General	White	Own	Excellent	249.38	\$345.00
Chevy	Silverado	2022	CB-37	General	White	Own	Excellent	\$0.00	\$1,200.00
Chevy	Silverado	2022	CB-39	General	White	Own	Excellent	\$0.00	\$1,200.00
Chevy	Silverado	2022	CB-41	General	White	Own	Excellent	\$0.00	\$1,800.00
Dodge	Ram	2023	CB-43	General	White	Own	Excellent	\$0.00	\$150.00
Chevy	Silverado	2023	CB-45	General	White	Own	Excellent	\$0.00	\$200.00
Chevy	Tahoe	2023	CHZ-292	General	Black	Own	Excellent	788.27	\$490.00
		16					Total	\$3,215.91	\$9,720.00

St. Thomas/St. John District

Made	Model	Year	License Plate No.	Funding	Color	Lease/ Own	Condition	Maintenance Cost FY 2025 to Date	Gas Amount
Dodge	Ram 3500	2024	CB-38	General	White	Own	Excellent	\$260.00	\$1,180.00
Chevy	Colorado	2020	CB-04	General	White	Own	Good	\$190.00	\$510.34
Dodge	Ram	2023	CB-40	General	White	Own	Excellent	\$0.00	\$340.00
Chevy	Express Van	2021	CB-06	General	White	Own	Excellent	\$280.00	\$1,200.00
Chevy	Equinox	2021	CB-08	General	White	Own	Good	\$240.00	\$1,288.42
Chevy	Traverse	2020	THR-208	General	Black	Own	Excellent	\$240.00	\$580.00
Chevy	Silverado	2023	CB-36	General	White	Own	Excellent	\$0.00	\$1,278.49
Ford	Transit	2017	CB-10	General	Silver	Own	Poor	\$1,375.00	\$190.00
Chevy	Express Van	2019	CB-22	General	White	Own	Excellent	\$0.00	\$658.31
Chevy	Colorado	2022	CB-32	General	White	Own	Excellent	\$930.55	\$1,654.70
Chevy	Equinox	2020	CB-20	General	White	Own	Excellent	\$799.10	\$290.00
Chevy	Equinox	2022	CB-34	General	White	Own	Excellent	\$240.00	\$210.00
		13					Total	\$4,554.65	\$9,380.26


APPENDIX III OUTSTANDING VENDOR PAYMENTS

Vendor Name	Document	Invoice	Voucher	Po #	Warrant	Check	Amount	STS
ACE INDUSTRIAL SUPPL	2616533	2287080	2807889	6508		0	\$1,998.00	APP
ACF/GOLDEN GROVE INM	2617519	0401302025	2808954	8002		0	\$4,970.00	APP
ACF/GOLDEN GROVE INM	2617520	0501312025	2808955	8002		0	\$5,200.00	APP
ARMY AND NAVY	2616358	402025	2807702	7798		0	\$2,766.50	APP
AT&T	2614790	0305015072001-052025	2805978			0	\$521.44	APP
ATLANTIC MAINTENANC	2617517	103306	2808952	7938		0	\$2,509.65	APP
ATLANTIC MAINTENANC	2617518	103311	2808953	7938		0	\$350.00	APP
BOB BARKER COMPANY,	2608090	INV2125604	2798850	5767		0	\$20,911.42	APP
BROADBAND VI, LLC	2616278	N27730-236	2807617			0	\$8,330.91	APP
BROADBAND VI, LLC	2616279	N27730-237	2807618			0	\$2.00	APP
CENTRAL MOTOR POOL F	2613428	50319	2804498	7199		0	\$471.60	APP
CENTURYLINK COMMUNI	2613386	736196016	2804452			0	\$83.43	APP
CHESLEY ROEBUCK	2606591	20259416ROE	2797019			0	\$75.00	APP
CLALWYN E. WEBSTER	2609270	038854	2800148	5185		0	\$1,200.00	APP
CORECIVIC OF TENNESS	2609294	13738	2800173	6294		0	\$158,418.70	APP
CORECIVIC OF TENNESS	2609296	1403-2-25VIH	2800175	6294		0	\$95,242.40	APP
CORECIVIC OF TENNESS	2609297	1403-02-25VIMED	2800176	6294		0	\$2,058.18	APP
CORECIVIC OF TENNESS	2609308	13283-2	2800188	6294		0	\$2,020.54	APP
CORECIVIC OF TENNESS	2609313	1403-1-25VIH	2800192	6294		0	\$107,756.00	APP
CORECIVIC OF TENNESS	2609315	13570	2800194	6294		0	\$188,573.00	APP
CORECIVIC OF TENNESS	2616285	14183	2807623	22292		0	\$56,571.90	APP
CORECIVIC OF TENNESS	2616288	14189	2807627	22292		0	\$2,275.76	APP
CORECIVIC OF TENNESS	2616295	1403-05-25VIMED	2807634	22292		0	\$16,979.04	APP
CORECIVIC OF TENNESS	2616331	1403-3-25VIH	2807672	6476		0	\$233,847.90	APP
CORECIVIC OF TENNESS	2616332	13859	2807673	6476		0	\$98,457.70	APP
CORECIVIC OF TENNESS	2616333	13860	2807674	6476		0	\$5,415.55	APP
CORECIVIC OF TENNESS	2616335	1403-03-25VIMED	2807676	6476		0	\$8,279.45	APP
CORRECTIONAL MANAGE	2614904	USVBOC-0624TM	2806121	8973		0	\$5,250.00	APP
CRG HOLDINGS, LLC	2614884	84828	2806101	7342		0	\$416.06	APP
CRG HOLDINGS, LLC	2614886	84819	2806103	7342		0	\$550.59	APP
CRG HOLDINGS, LLC	2614892	84829	2806109	7342		0	\$367.06	APP
CRG HOLDINGS, LLC	2614896	84814	2806113	7342		0	\$832.12	APP
CRG HOLDINGS, LLC	2614900	84818	2806117	7342		0	\$550.59	APP
CRUZ BAY CANINES, CA	2613452	727003	2804523	7205		0	\$769.00	APP
CRUZAN ENVIRONMENTAL	2614816	133297	2806008	7236		0	\$220.00	APP
EAGLE COMPANIES,	2614820	05282025-1	2806011	7226		0	\$6,022.48	APP
EAGLE COMPANIES,	2614821	05282025-2	2806013	7399		0	\$5,028.34	APP
ECONOMIC DEVELOPME	2616275	0000007938	2807611			0	\$6,639.60	APP
FLEMINGS' TRANSPORT	2608155	205857	2798921	6133		0	\$612.00	APP
FLEMINGS' TRANSPORT	2608156	206119	2798922	6133		0	\$90.00	APP
FLEMINGS' TRANSPORT	2608158	206146	2798924	6133		0	\$374.00	APP
HOME DEPOT	2616383	H8622-247792	2807728	7479		0	\$559.30	APP
HOMEVIEW TECHNOLOGIE	2611967	AR471648	2802910	6682		0	\$750.00	APP
HOMEVIEW TECHNOLOGIE	2611970	AR471649	2802912	6682		0	\$750.00	APP
HOMEVIEW TECHNOLOGIE	2611971	AR488106	2802913	6682		0	\$750.00	APP
HOMEVIEW TECHNOLOGIE	2611973	AR488107	2802915	6682		0	\$750.00	APP
HOMEVIEW TECHNOLOGIE	2613559	AR504372	2804628	7271		0	\$750.00	APP
HOMEVIEW TECHNOLOGIE	2613562	AR504373	2804644	7271		0	\$750.00	APP
INDELIBLE MANAGEMENT	2608964	1301	2799832	19462		0	\$364,300.00	APP
INDELIBLE MANAGEMENT	2616282	1345	2807621	19462		0	\$379,776.25	APP
ISLAND GENERATORS,	2608085	0001464-IN	2798845	6125		0	\$3,267.00	APP
JUAN F. LUIS HOSPITA	2613435	JFL-2025-02	2804506	7197		0	\$1,608.55	APP
JUAN F. LUIS HOSPITA	2613436	JFL-2025-03	2804507	7197		0	\$1,200.98	APP

Vendor Name	Document	Invoice	Voucher	Po #	Warrant	Check	Amount	STS
KA-MA-KRIS SALES	2616611	11984/1	2807990	7216		0	\$4,780.70	APP
KENNETH A. RAY JUSTI	2614001	2025-07	2805140	1963		0	\$13,240.63	APP
KLR SERVICES LLC	2616361	13414	2807705	5125		0	\$829.90	APP
LABORATORY CORPORATI	2609002	82615600	2799871	6465		0	\$788.25	APP
LABORATORY CORPORATI	2609030	82850819	2799899	6465		0	\$2,598.90	APP
LABORATORY CORPORATI	2614789	83371884	2805977	7217		0	\$2,487.62	APP
LIBURD, ELVIS	2617512	13738	2808947	6506		0	\$4,000.00	APP
LINDSY WAGNER LLC	2609348	2025-04	2800227	19942		0	\$23,948.00	APP
MLC HOLDINGS, LLC	2611922	71250	2802864	6689		0	\$250.00	APP
MUNRO, CATHY	2613533	2541625	2804610	7204		0	\$954.82	APP
NEIGHBORHOOD PHARM	2597676	092024BOC	2786634	4629		0	\$34,529.21	APP
OCEAN PEST CONTROL,	2614916	67521	2806134	7257		0	\$180.00	APP
OCEAN SYSTEMS LABORA	2606853	19041	2797454	18127		0	\$100.00	APP
OCEAN SYSTEMS LABORA	2609353	19144	2800231	18127		0	\$751.40	APP
OCEAN SYSTEMS LABORA	2609354	19221	2800233	18127		0	\$100.00	APP
OCEAN SYSTEMS LABORA	2614005	12991	2805144	18127		0	\$470.05	APP
OCEAN SYSTEMS LABORA	2614006	12843	2805145	18127		0	\$103.00	APP
PROMISING PEOPLE, LLC	2612319	1017	2803282	2471		0	\$88,325.00	APP
RANGER AMERICAN OF	2608937	81012822	2799804			0	\$6,330.24	APP
RANGER AMERICAN OF	2612022	81012982	2802967			0	\$6,330.24	APP
RANGER AMERICAN OF	2614788	81013308	2805976			0	\$6,330.24	APP
REFRICENTRO, INC.	2609285	HR-275736	2800164	5193		0	\$4,590.20	APP
RESPONDER SAFETY AN	2586564	24-8019	2774378	2284		0	\$9,092.00	APP
SAM HOUSTON STATE	2613404	53-2025-BOC	2804473	6949		0	\$4,790.00	APP
SANG, MD EVADNE	2608154	03-2025	2798920	6325		0	\$18,750.00	APP
SANG, MD EVADNE	2608942	PSY 003-2025	2799808	6473		0	\$6,925.00	APP
SANG, MD EVADNE	2608944	PSY 002-2025	2799810	6473		0	\$15,850.00	APP
SANG, MD EVADNE	2608947	PSY 001-2025	2799813	6473		0	\$11,437.50	APP
SANG, MD EVADNE	2611924	04-2025	2802866	6757		0	\$18,750.00	APP
SCRIPTGUIDERX, INC.	2613422	STEEMCC11302024	2804493	7206		0	\$1,165.18	APP
SCRIPTGUIDERX, INC.	2613425	STEEMCC1312025	2804495	7206		0	\$1,056.69	APP
SEASIDE MARKET & DEL	2611918	250501-02	2802856	6680		0	\$160.00	APP
SF GENERAL MAINTENAN	2608971	13237	2799838	6487		0	\$6,000.00	APP
SF GENERAL MAINTENAN	2608974	13236	2799842	6487		0	\$6,000.00	APP
SF GENERAL MAINTENAN	2608978	13084	2799845	6487		0	\$6,000.00	APP
SF GENERAL MAINTENAN	2611974	12520	2802916	6677		0	\$6,000.00	APP
SF GENERAL MAINTENAN	2611976	12570	2802918	6677		0	\$6,000.00	APP
SF GENERAL MAINTENAN	2611978	12621	2802921	6677		0	\$6,000.00	APP
SF GENERAL MAINTENAN	2611981	12639	2802924	6677		0	\$6,000.00	APP
SF GENERAL MAINTENAN	2611985	12716	2802928	6677		0	\$6,000.00	APP
SF GENERAL MAINTENAN	2611988	12783	2802931	6677		0	\$6,000.00	APP
SF GENERAL MAINTENAN	2611990	12270	2802933	6677		0	\$6,000.00	APP
SF GENERAL MAINTENAN	2611993	12822	2802936	6677		0	\$6,000.00	APP
SF GENERAL MAINTENAN	2611997	12864	2802940	6677		0	\$6,000.00	APP
ST. CROIX GAS CO.	2608152	246926	2798918	6098		0	\$3,793.92	APP
ST. CROIX GAS CO.	2611965	248143	2802908	6655		0	\$3,406.56	APP
ST. CROIX GASTROENTE	2614813	102502	2806003	7219		0	\$3,419.00	APP
ST. THOMAS EAST END	2613426	B.O.C 04282428	2804496	7201		0	\$570.00	APP
ST. THOMAS GAS	2608153	166738	2798919	6099		0	\$1,516.80	APP
ST. THOMAS GAS	2611930	166879	2802872	6656		0	\$952.80	APP
ST. THOMAS RADIOLOGY	2608109	1634-16	2798869	6282		0	\$1,511.41	APP
ST. THOMAS RADIOLOGY	2608110	1635-12	2798870	6282		0	\$688.14	APP
STERLING OPTICAL	2608132	1012025	2798894	6284		0	\$318.00	APP
STERLING OPTICAL	2608134	03012025	2798898	6284		0	\$656.00	APP
TELDAR CARIBE, INC.	2616694	TEL25-8766	2808073	7356		0	\$20,719.46	APP
TEMPAIRE INTERNATION	2609446	10029A	2800331	5897		0	\$8,060.00	APP
TEMPAIRE INTERNATION	2616345	7840B	2807688	7557		0	\$1,960.00	APP
THOMAS, BENTLEY	2606592	20250416THO	2797020			0	\$75.00	APP

Vendor Name	Document	Invoice	Voucher	Po #	Warrant	Check	Amount	STS
THOMAS, KHALIFA	2617515	0000776	2808950	7904		0	\$838.00	APP
U.S. BANK NATIONAL	2616831	40793	2808218	4641		0	\$60.97	APP
U.S. BANK NATIONAL	2616833	144959	2808224	4641		0	\$1,500.00	APP
U.S. BANK NATIONAL	2616835	200002	2808226	4641		0	\$49.75	APP
U.S. BANK NATIONAL	2616836	007553	2808227	4641		0	\$97.21	APP
U.S. BANK NATIONAL	2616841	432528	2808232	4641		0	\$798.00	APP
U.S. BANK NATIONAL	2616843	045558	2808234	4641		0	\$217.53	APP
U.S. BANK NATIONAL	2616854	096463	2808245	4641		0	\$1,470.69	APP
U.S. BANK NATIONAL	2616857	043556	2808248	4641		0	\$263.16	APP
U.S. BANK NATIONAL	2616862	009631	2808253	4641		0	\$308.07	APP
U.S. BANK NATIONAL	2616863	8J07IDP2C0311JZ	2808254	4641		0	\$162.41	APP
U.S. BANK NATIONAL	2616867	059942	2808258	4641		0	\$335.18	APP
U.S. BANK NATIONAL	2616868	091924	2808259	4641		0	\$229.94	APP
U.S. BANK NATIONAL	2616870	092143	2808261	4641		0	\$222.28	APP
U.S. BANK NATIONAL	2616871	030457	2808262	4641		0	\$82.93	APP
U.S. BANK NATIONAL	2616875	454330	2808266	4641		0	\$80.19	APP
U.S. BANK NATIONAL	2616876	049437	2808267	4641		0	\$22.00	APP
U.S. BANK NATIONAL	2616994	363605	2808396	4641		0	\$3,364.40	APP
U.S. BANK NATIONAL	2617230	200013195847121	2808650	4641		0	\$641.65	APP
USVI OPPORTUNITY	2613415	73103	2804485	7083		0	\$530.22	APP
V.I. NEUROLOGICAL	2613454	1638270	2804525	7202		0	\$600.00	APP
V.I. NEUROLOGICAL	2613457	1640253	2804528	7202		0	\$800.00	APP
V.I. NEUROLOGICAL	2613458	1638969	2804529	7202		0	\$600.00	APP
V.I. NEUROLOGICAL	2613460	1642114	2804531	7202		0	\$800.00	APP
V.I. NEUROLOGICAL	2613466	1641899	2804537	7202		0	\$600.00	APP
VI CLEANING SERVICE	2608080	9202	2798840	3180		0	\$800.00	APP
VI CLEANING SERVICE	2616692	9245	2808071	3180		0	\$960.00	APP
VI DEPARTMENT OF AGR	2616352	ERN-15-838	2807694	7797		0	\$400.00	APP
VI DEPARTMENT OF AGR	2616357	ERN-15-839	2807699	7797		0	\$600.00	APP
VI HOSPITAL & MEDICA	2613411	51212	2804479	6976		0	\$1,110.00	APP
VI HOSPITAL & MEDICA	2613412	51061	2804481	6976		0	\$218.00	APP
VI HOSPITAL & MEDICA	2613413	51105	2804482	6976		0	\$447.00	APP
VIRGIN ISLANDS TELEP	2616612	0162535455027-052025	2807991			0	\$1,340.78	APP
VIRGIN ISLANDS TELEP	2616653	0162535455006-052025	2808032			0	\$222.91	APP
VIRGIN ISLANDS TELEP	2616654	0162535455014-052025	2808033			0	\$87.67	APP
VIRGIN ISLANDS TELEP	2616655	0162535455011-052025	2808035			0	\$93.67	APP
VIRGIN ISLANDS TELEP	2616656	0162535455010-052025	2808036			0	\$93.67	APP
VIRGIN ISLANDS TELEP	2616658	0162535455009-052025	2808037			0	\$182.34	APP
VIRGIN ISLANDS TELEP	2616659	0162535455005-052025	2808038			0	\$87.67	APP
VIRGIN ISLANDS TELEP	2616661	0162535455024-052025	2808040			0	\$479.62	APP
VIRGIN ISLANDS TELEP	2616662	0162535455001-052025	2808041			0	\$2,386.77	APP
VIRGIN ISLANDS TELEP	2616664	0162535455025-052025	2808043			0	\$87.67	APP
VIRGIN ISLANDS TELEP	2616665	0162535455016-052025	2808044			0	\$569.64	APP
VIRGIN ISLANDS TELEP	2616668	0176895594001-052025	2808047			0	\$127.94	APP
VIRGIN ISLANDS TELEP	2616671	0162535455022-052025	2808048			0	\$13.04	APP
VIRGINIA DEPARTMENT	2608963	VI-236	2799831	12259		0	\$106,406.76	APP
VIRGINIA DEPARTMENT	2614782	VI-237	2805969	12259		0	\$105,196.80	APP
WALKER JR, RAYMOND	2609330	03202025-0325A	2800209	6374		0	\$708.81	APP
WALKER JR, RAYMOND	2609338	03202025-0325	2800217	6374		0	\$1,873.86	APP
WATERFRONT 72	2608935	230663	2799799			0	\$16,385.46	APP
WATERFRONT 72	2616277	230664	2807616			0	\$16,877.20	APP
WEST BAY WHOLESALE,	2617522	56	2808957	7876		0	\$4,166.66	APP
WEST BAY WHOLESALE,	2617523	57	2808958	7876		0	\$4,166.66	APP
WEST BAY WHOLESALE,	2617524	58	2808959	7876		0	\$4,166.66	APP
WEST BAY WHOLESALE,	2617525	59	2808960	7876		0	\$4,166.66	APP
WILLIAMS, CARMEN	2613403	05072025	2804470	6948		0	\$2,250.00	APP
XEROX CORPORATION	2616672	023504778	2808051			0	\$584.33	APP
XEROX CORPORATION	2616673	023412864	2808052			0	\$785.07	APP

Vendor Name	Document	Invoice	Voucher	Po #	Warrant	Check	Amount	STS
XEROX CORPORATION	2616674	023412865	2808053			0	\$633.02	APP
XEROX CORPORATION	2616675	023412860	2808054			0	\$668.56	APP
XEROX CORPORATION	2616676	024312863	2808055			0	\$690.74	APP
XEROX CORPORATION	2616677	023412862	2808056			0	\$609.96	APP
XEROX CORPORATION	2616678	023412856	2808057			0	\$620.24	APP
XEROX CORPORATION	2616679	023412858	2808058			0	\$634.44	APP
XEROX CORPORATION	2616680	023516380	2808059			0	\$685.66	APP
XEROX CORPORATION	2616681	023516381	2808060			0	\$497.87	APP
XEROX CORPORATION	2616682	023412857	2808061			0	\$1,004.69	APP
XEROX CORPORATION	2616683	023516382	2808062			0	\$145.17	APP
XEROX CORPORATION	2616684	023412861	2808063			0	\$142.40	APP
			Total				\$2,516,912.50	



COMMITTEE ON BUDGET, APPROPRIATIONS & FINANCE
- POST AUDIT DIVISION -

P.O. Box 1690
Emancipation Garden Station
St. Thomas, Virgin Islands 00840
Phone: (340) 774-0880